



Proposed front elevation - scale 1:50 @ A3



Item 1 - scale 1:25 @ A3

Fabricated aluminium letters & logo with 50mm returns. Externally finished corporate blue PMS 2727 & fitted flush to cladding.

Non illuminated.

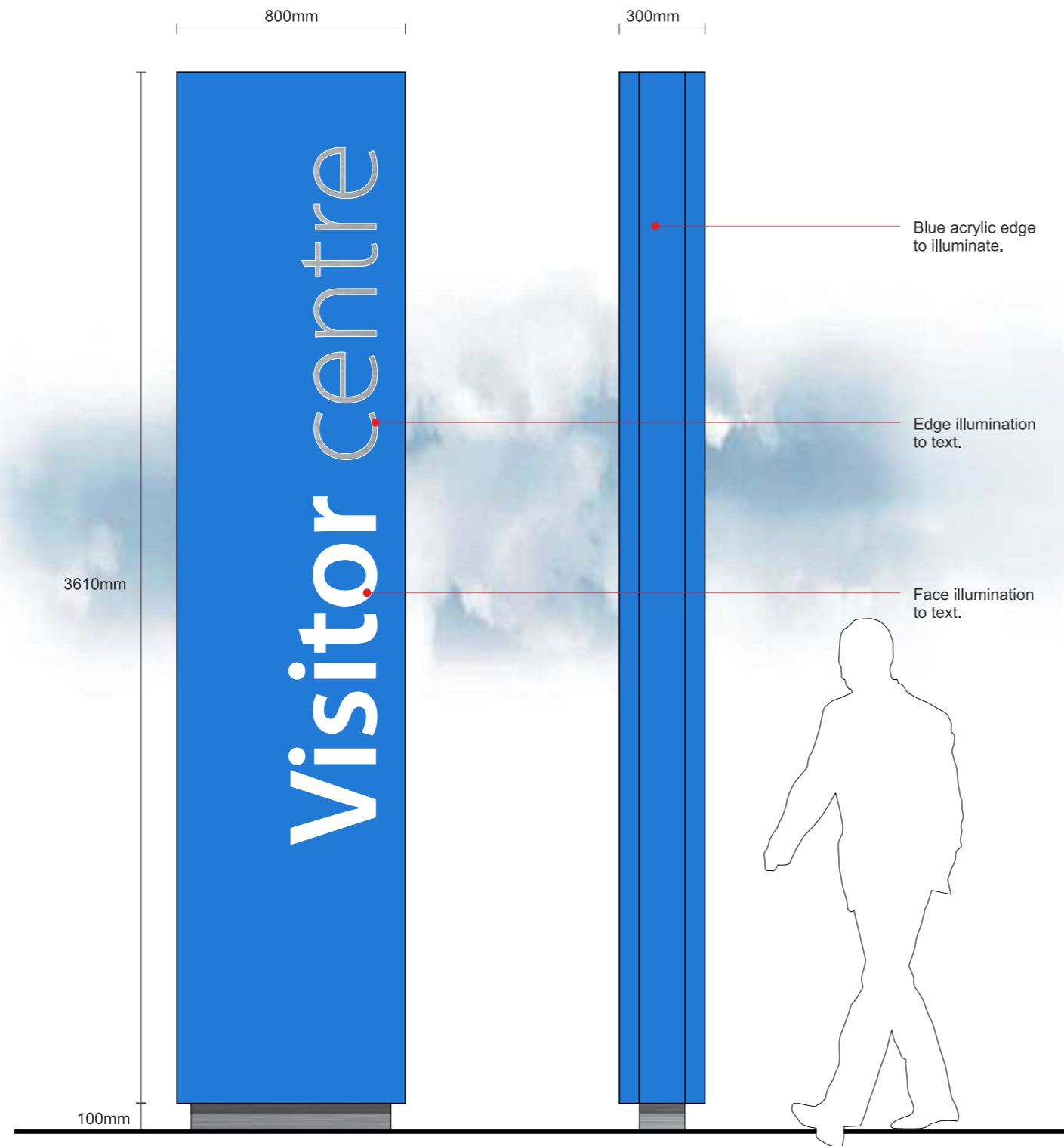
Note: Sizes T.B.C.

Item 2

Fabricated aluminium goal post box sign, with blue acrylic face. Externally finished corporate blue PMS 2727 & internally illuminated by means of white LED's, giving full face illumination.

12505mm overall length
3675mm overall high
445mm high & wide
100mm depth.

Note: Sizes T.B.C.



Item 3 - scale 1:20 @ A3

Double sided internally illuminated totem sign.

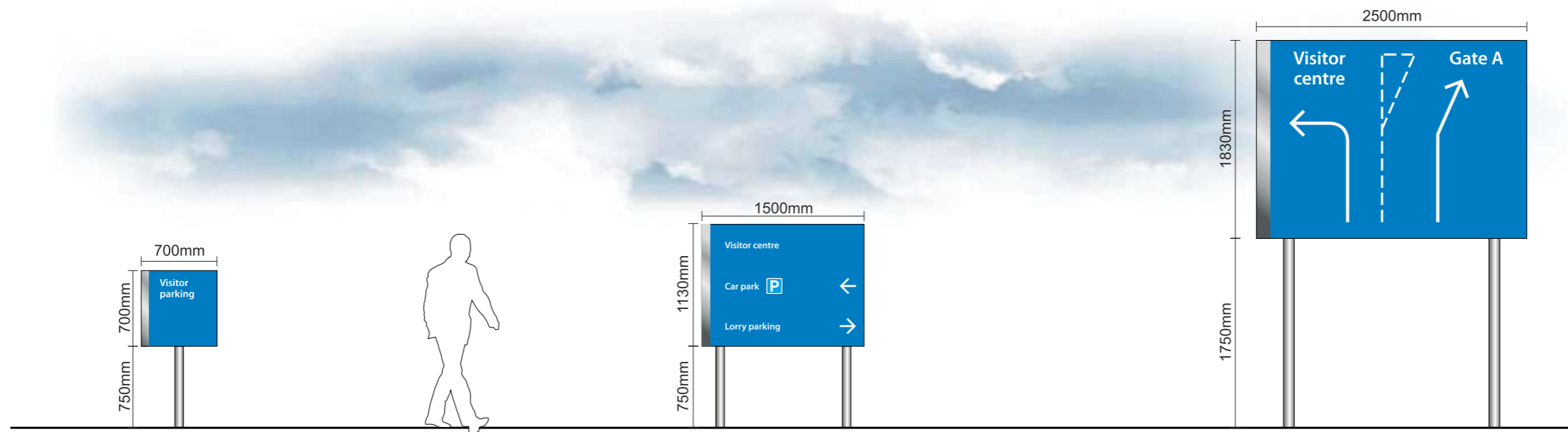
A mild steel structure clad with folded aluminium face panels, finished corporate blue PMS 2727 & face panels being stencil cut.

Kick plate at bottom clad with brushed stainless steel folded panels.

Returns having full height blue acrylic panels fitted & internally illuminated by means of white LED's, giving illumination to sides of totem.

Apertures having pushed through 10mm thick opal acrylic, "CENTRE" faced with flat cut brushed stainless steel. Internally illuminated by means of white LED's, illuminating part face & edges of text.

Note: An electric feed to be supplied to sign position by others.



Item 4 - scale 1:50 @ A3

1No. single sided non illuminated post sign.

Flat cut aluminium panel, finished corporate blue & decorated with vinyl graphics. Panel fitted to a stainless steel post using sign fix channel. Post fitted below ground level in suitable concrete foundations.

Note: All Sizes and artwork T.B.C

Item 5 - scale 1:50 @ A3

1No. single sided non illuminated post sign.

Flat cut aluminium panel, finished corporate blue & decorated with vinyl graphics. Panel fitted to stainless steel posts using sign fix channel. Posts fitted below ground level in suitable concrete foundations.

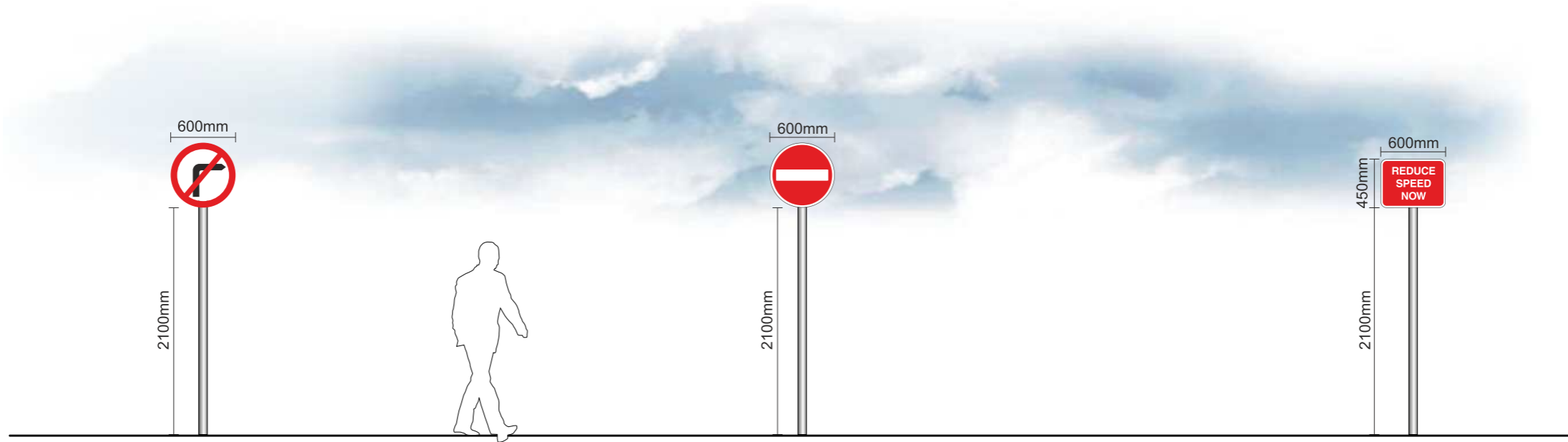
Note: Lorry parking arrow direction & arrows T.B.C

Item 6 - scale 1:50 @ A3

1No. single sided non illuminated post sign.

Flat cut aluminium panel, finished corporate blue & decorated with vinyl graphics. Panel fitted to stainless steel posts using sign fix channel. Posts fitted below ground level in suitable concrete foundations.

Note: All Sizes and artwork T.B.C



Items 7 - 9 - scale 1:50 @ A3

3No. single sided non illuminated post signs.

Flat cut aluminium panel, finished white & decorated with vinyl graphics. Panel fitted to a stainless steel post using sign fix channel.
Post fitted below ground level in suitable concrete foundations.

Note: All Sizes and artwork T.B.C

Items 10 & 11 - scale 1:50 @ A3

2No. single sided non illuminated post signs.

Flat cut aluminium panel, finished white & decorated with vinyl graphics. Panel fitted to a stainless steel post using sign fix channel.
Post fitted below ground level in suitable concrete foundations.

Note: All Sizes and artwork T.B.C

Items 12 - 15 - scale 1:50 @ A3

4No. single sided non illuminated post signs.

Flat cut aluminium panel, finished white & decorated with vinyl graphics. Panel fitted to a stainless steel post using sign fix channel.
Post fitted below ground level in suitable concrete foundations.

Note: All Sizes and artwork T.B.C



Tata Steel Logo



India National flag



European National Flag

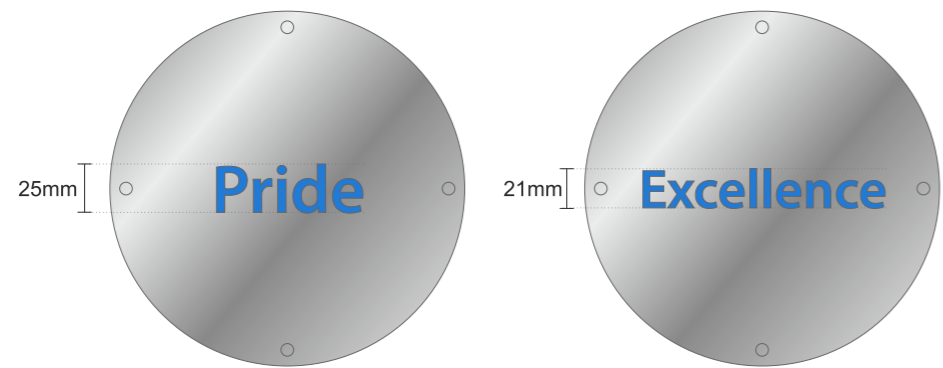


British National Flag

Items 16 - scale 1:50 @ A3

4No. new 6000mm high flag poles fitted with 1.5 yard flags.

Note: National Flags, artwork & location T.B.C



Item 17

12No. 190mm Dia. sunken spotlights in car park,
with stencil cut steel covers.

The centre islands of the letters will
be fitted adhesive.

Keywords:

Cap height approximately 25mm high
Safety, Passion, Pride, Expertise, Heritage,
Quality, Respect, Customer, People.

Cap height approximately 21mm high
Community, Excellence & Innovation.

Note: Exact locations in car park T.B.C.