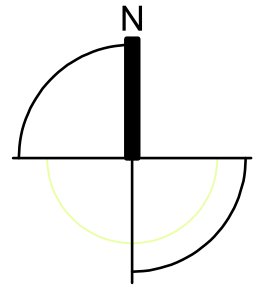



NOTES

1. No dimensions are to be scaled from this drawing.
2. All dimensions are to be checked on site prior to construction.



Incoming Electrics Key



Indicative Location of New Sub Station to be provided by G.S. Kelsey.

Sub Station to contain NPG transformer.
Sub Station to contain switch gear provided by G.S. Kelsey.

Location of Sub Station to be agreed with NPG on site. Extent of landscaping strip out to be confirmed by NPG and agreed on site.



Indicative location of cable to be installed by NPG. NPG to carry out trench works and making good on completion



Indicative location of new cable to school incoming location by G.S. Kelsey



Indicative location of 2No. new cables to pavilion and learning centre

Revision	Date Issued	Details
----------	-------------	---------

CONSTRUCTION



Studio 2, Deepdale Enterprise Park,
Deepdale Lane,
Nettleham, Lincoln
LN2 2LL
Tel. 01522 750777
Fax. 01522 754061
E-mail info@lk2.co.uk
Web www.lk2.co.uk

Registered in England 08259044 - Reg. Office: Studio 2, Deepdale Enterprise Park, Deepdale Lane, Nettleham 1 Lincoln, LN2 2LL
Client Logo

Client
Isle Education Trust

Project
**New Sports Development
South Axholme Academy
Epworth**

Title
Indicative Incoming Electrical Layout

Scale
1:500 at A3

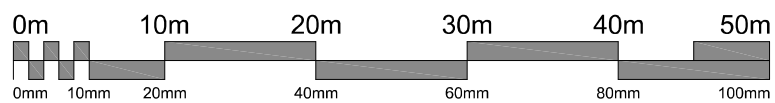
Date
January 2016

Drawn by
AJS

Project No.
LK/675

Drawing No.
(10) 005

Revision
A00



SCALE 1 : 500