



## LANDSCAPING

**GENERAL**  
All plots to be cleared & topsoiled (min 150mm) to correct depths. Any plots with excessive growth of perennial weeds are to be sprayed with glyphosate or similar & left for two weeks prior to cultivation. Annual weeds can be destroyed during cultivation. All plots where compaction has occurred are to be 'ripped' using a 3 tne cultivator to compact prior to rotavating. This will relieve compaction at depth & therefore allow better drainage & growth of grass & plants. The plots are then to be rotivated, minor graded & raked down to prepare for turfing or seeding. All rubbish is to be cleared off & loaded into skips. All soft ground is to be well trodden until firm & then re-raked with the addition of fison Ps5 pre-turfing fertiliser or similar approved compound containing not less than Nitrogen 10% Phosphoric acid 15% potash 10%. plots are to be rolled at this stage as this can cause undulation & compaction.

**TREE SPECIFICATION**

- Ha Hawthorn *crataegus monogyna*
- Bc Bird Cherry *prunus padus*
- R Rowan *sorbus aucuparia*
- H Hornbeam *Carpinus betulus*
- S Silver Birch *betula pendula*
- D Downy Birch *betula pubescens*

New tree planting to consist of light standard 250 - 300 cm high & container grown. Tree pits should be dug to 900mm & filled with three 300mm layers of tree soil, firmed between layers. All to be secured by single stake with rubber tie & cushion. After planting, cover a circular area of 500mm radius, with medium grade bark mulch.

**SHRUB SPECIFICATION**

- shrub A** - planted at 5 plants / m<sup>2</sup> in 2 / 3l pots
- potentilla sp Euonymus sp
  - lavandula sp berberis sp
  - Bergenia sp cistus sp
  - hebe sp
- shrub B** - planted at 3 plants / m<sup>2</sup> in 3l pots
- evening primrose sweet rocket
  - honeysuckle lavender
  - white jasmine sweet briar
  - night scented catchfly night scented stock
  - sopawort

All shrub areas to have minimum 450mm depth of good quality cultivated topsoil, free from bricks, large stones & other rubbish. 50mm of ornamental bark placed around shrubs

**RAIN GARDEN SPECIFICATION type 1.**

To be surfaced with 6 - 10mm pea gravel & planted with a mixed species of yellow iris, soft rush, hard rush, gypsoswort, willowherb species, hemip agrimony, pendulous sedge & meadowsweet.

**RAIN GARDEN SPECIFICATION type 2.**

To be seeded with a wildflower / grass mix suitable for moisture retentive soils such as Minister Meadows Heavy soil mix, available from Hurrells Seeds, this should be sown onto a soil of low fertility & kept mown at monthly intervals for the first year. In the second year it can be allowed to grow up & flower, with one cut per annum in August.

**TURFING ( front gardens & service strips )**

To be Lincoln Green LG2 ( unless specified otherwise ) a dwarf ryegrass turf most suitable for the purpose. The turf is to be laid with staggered joints & all edges to be clean cut. The whole turfed areas shall then be planked to achieve an even surface, then watered for a week. Any imperfections in the established turf will be corrected or replaced. The turf will be laid only when the contractor considers the conditions suitable. This should be most times of the year but will not be during prolonged periods of drought ( especially if watering is restricted ) or if the ground is unable to lift turf. During the winter months if the ground is wet it may not be possible to carry out preparation properly as settlement may occur later - in these circumstances if doubt exists it is preferable to wait until the Spring.

**GRASS SEEDING ( public open space )**

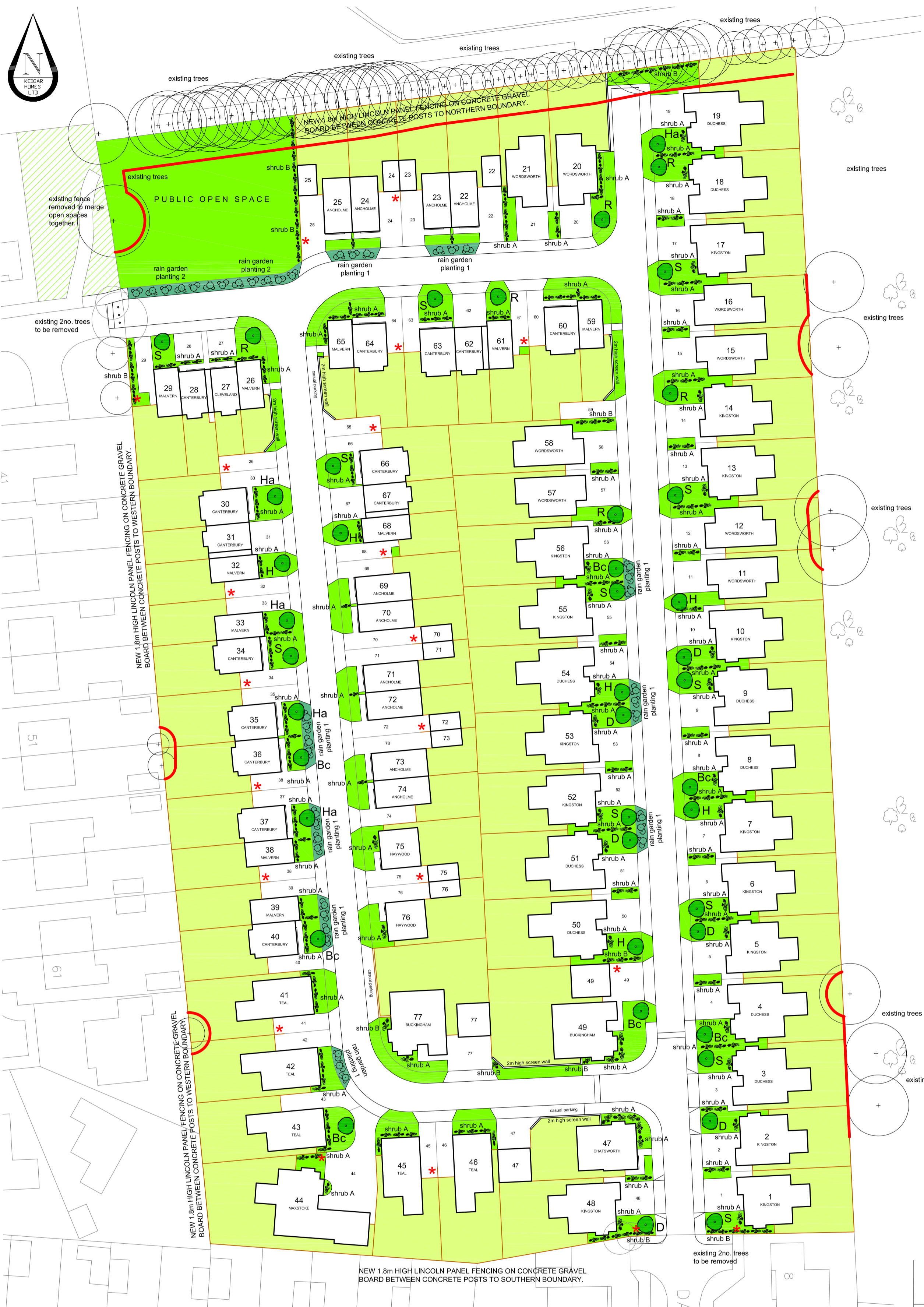
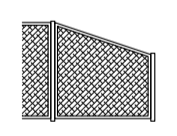
To be carried out September to November or March to may. Sowing the grass seed shall be carried out by even distribution at rate of not less than 60 grammes per m<sup>2</sup>, & shall be covered by lightly raking into the surface of the topsoil, grass seed shall be a tested mixture from an approved source & the mixture shall consist of the following parts:

- perennial rye grass 53%
- red fescue 18%
- smooth stalked meadow grass 9%
- crested dogs tail 11%
- white clover 9%

Watering shall be carried out whenever the surface of the soil starts to dry out both before & after the seeds have germinated. Once the seeds are approx. 2.5 - 4cm high, lightly brush the lawn to remove any wormcasts & roll with a light roller. When the grass is 5cm high mowing may commence.

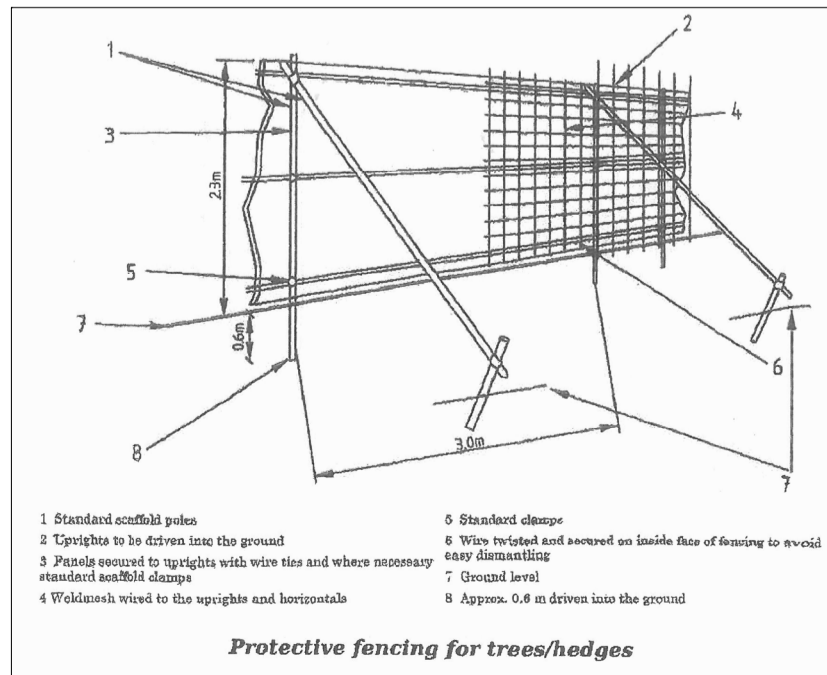
**FENCING**

Perimeter fencing to the site to be close boarded fencing unless stated otherwise. Dividing plot fencing to be 1.8m tall Lincoln panel fencing. Panels marked on the plan with an \* to be a cut down Lincoln panel to go from 6ft to 4ft tall.



### TREE PROTECTION.

RPA fencing & ground protection for trees / hedging to be in position before any work commences on site. The fenced area to be completely in-accessible to the building contractors with no storage of materials allowed. no mixing of cement based products within the RPA. no use of machinery that could lead to spillages of fuels / oils or other noxious substances either within the RPA or which could leach into the RPA from nearby areas.



- 1 Standard scaffold poles
- 2 Uprights to be driven into the ground
- 3 Panels secured to uprights with wire ties and where necessary standard scaffold clamps
- 4 Weldmesh wired to the uprights and horizontals
- 5 Standard clamps
- 6 Wire twisted and secured on inside face of fencing to avoid easy dismantling
- 7 Ground level
- 8 Approx. 0.6 m driven into the ground

Rev:	Details:	Drawn by:	Date Approved:
------	----------	-----------	----------------

**KEIGAR HOMES LTD**  
KEIGAR LODGE  
CANNARA VIEW  
BARTON-UPON-HUMBER  
NORTH LINCOLNSHIRE  
DN15 5GR

Project Title:  
**Residential Development  
land off DARTMOUTH ROAD  
SCUNTHORPE**

Drawing Title:  
**LANDSCAPING**

Drawn by:	MdS	Date:	03.11.18	Scale:	1/500@A2
Drawing No.:	DT / 133 / 06	Revised:			