

Do not scale this drawing.  
 Architects are to be notified of any discrepancies.  
 Contractors must check all dimensions on site.  
 This drawing is subject to copyright laws and is for use on this project only.  
 This drawing is to be used solely for the information as stated only.  
 For other information refer to the latest revision of any cross referenced drawings.  
 To be read in conjunction with relevant design standards/protocols.

This is a colour drawing. In order to ensure any subsequent reproduction is viewed correctly it should be printed in full colour.

NOTE: THIS DRAWING SHOULD BE USED FOR TECHNICAL DESIGN (TENDER) PURPOSES AND IS INFORMATION ONLY, NOT FOR CONSTRUCTION.  
 THE EMPLOYER GIVES NO WARRANTY IN RELATION TO THE ACCURACY OR COMPLETENESS OF ANY DOCUMENTS OR REPORTS INCLUDED WITHIN THE TENDER PACK. THE CONTRACTOR IS LIABLE FOR THE DESIGN OF THE WORKS

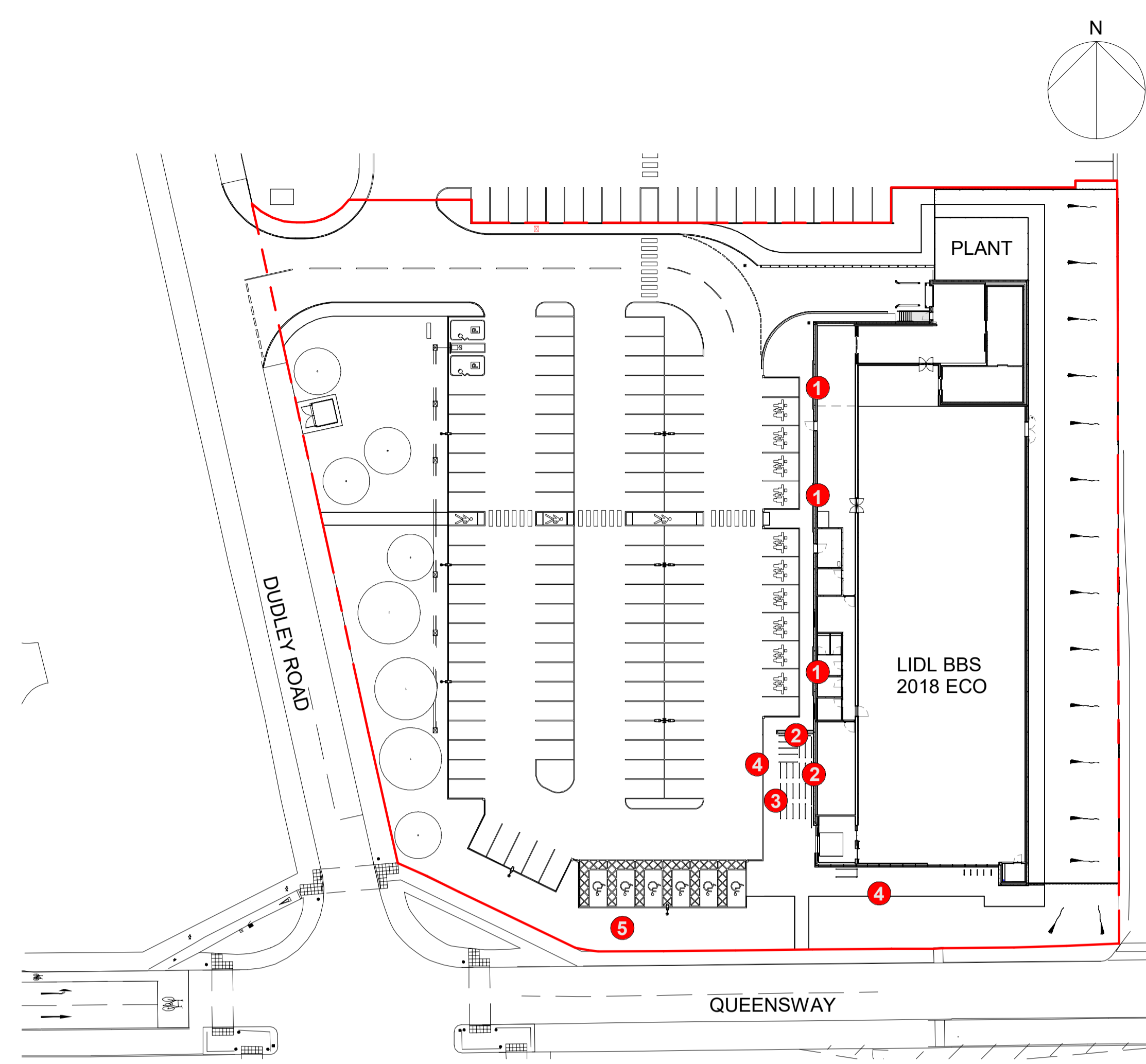
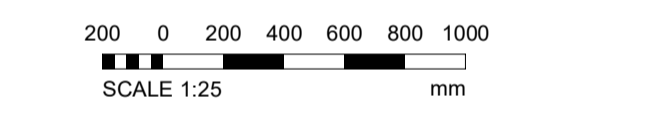
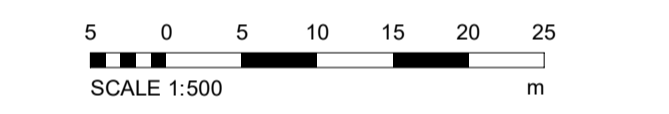
NOTE:  
 FOR ALL ILLUMINATED SIGNAGE AN INDEPENDANT 5A / 230V / 60 Hz SINGLE-PHASE SUPPLY SHALL BE TAKEN THROUGH A DUCT TO THE SIGNAGE AND CONNECTED.

THE PYLON / FLAGPOLE SIGN IS SUPPLIED FREE ISSUE BY LIDL. THE BOLT CAGE / ANCHOR BASKET IS TO BE PROVIDED IN ADVANCE (BY LIDL) SO THAT THE FOUNDATION CAN BE INSTALLED IN ADVANCE OF THE SIGN ARRIVING ON SITE. THE LIDL SENIOR CONSULTANT CONSTRUCTION (SCC) WILL ORDER THE EXTERNAL SIGNAGE TO ACCEPT DELIVERY AND STORE THE SIGNAGE SAFELY UNTIL IT IS INSTALLED. THE LOCATION OF THE PYLON AND BUILDING SIGNS MUST BE AGREED IN WRITING WITH LIDL SENIOR CONSULTANT CONSTRUCTION (SCC)

INSTALLATION METHODOLOGY OF THE SIGNAGE INCLUDING ELECTRICAL CONNECTION TO SAME MUST BE AS PER THE STANDARD LIDL DETAIL DRAWINGS. ALL CABLING FOR GABLE SIGNS MUST BE HIDDEN IN MULLIONS / TRANSOMS OF THE SHOP FRONT. ONCE INSTALLED, SIGNAGE MUST BE PROTECTED AS NECESSARY UNTIL IT IS HANDED OVER AT PRACTICAL COMPLETION.

THE DIRECTION ARROWS ARE TO BE POSITIONED AS PER ADVICE FROM THE LIDL SENIOR CONSULTANT CONSTRUCTION (SCC), AND TO BE SET IN CONCRETE TO A HEIGHT OF 1200mm (UPPER EDGE PIPE) ABOVE GROUND LEVEL. SPECIAL ATTENTION IS TO BE GIVEN TO THE FACT THAT ALL SIGNAGE DOES NOT POSE A LINE-OF-SIGHT OBSTRUCTION WHEN EXITING THE PARKING AREA.

FOUNDATIONS AND POWER SUPPLY FOR THE NON - FOOD POSTER DISPLAY UNIT (PDU), AND TWO FOUNDATIONS FOR THE TUBE FRAMES FOR LIDL ENTRANCE ARROW ARE ALSO TO BE INCLUDED IN THE MC'S SCOPE OF WORK.



**SIGNAGE LOCATION PLAN**  
1:500



**CANOPY SIGN**

2500mm SQUARE, ALUMINIUM SINGLE SIDED LIGHTBOX. ALUMINIUM DUAL CASE TYPE EXTRUSION, COMPRISING 4 MITRED SECTIONS WITH WELDED INNER STEEL FRAME.

FACING FACE PANEL - 5mm OPAL ACRYLIC 40% LIGHT TRANSMISSION DECORATED WITH LIDL LOGO GRAPHIC.

COLOURS:  
 BLUE RAL 5010  
 RED RAL 3020  
 YELLOW RAL 1021

**SPEC:**

ALUMINIUM PANELS LACQUERED IN RAL9006 WHITE ALUMINIUM.

BASE LACQUERED IN RAL7024 GRAPHITE GREY.

LIDL LOGO AS LIGHTING BOX WITH THERMOFORMED, CURVED AND EXTENSIVE PRINTED ACRYLIC LOGO SHELL.

GALVANISED STEEL FRAME CONSTRUCTION.

ANCHORING CAGE TO STRUCTURAL ENGINEER REQUIREMENTS.

**ILLUMINATION WITH SAPS-LEDs:**

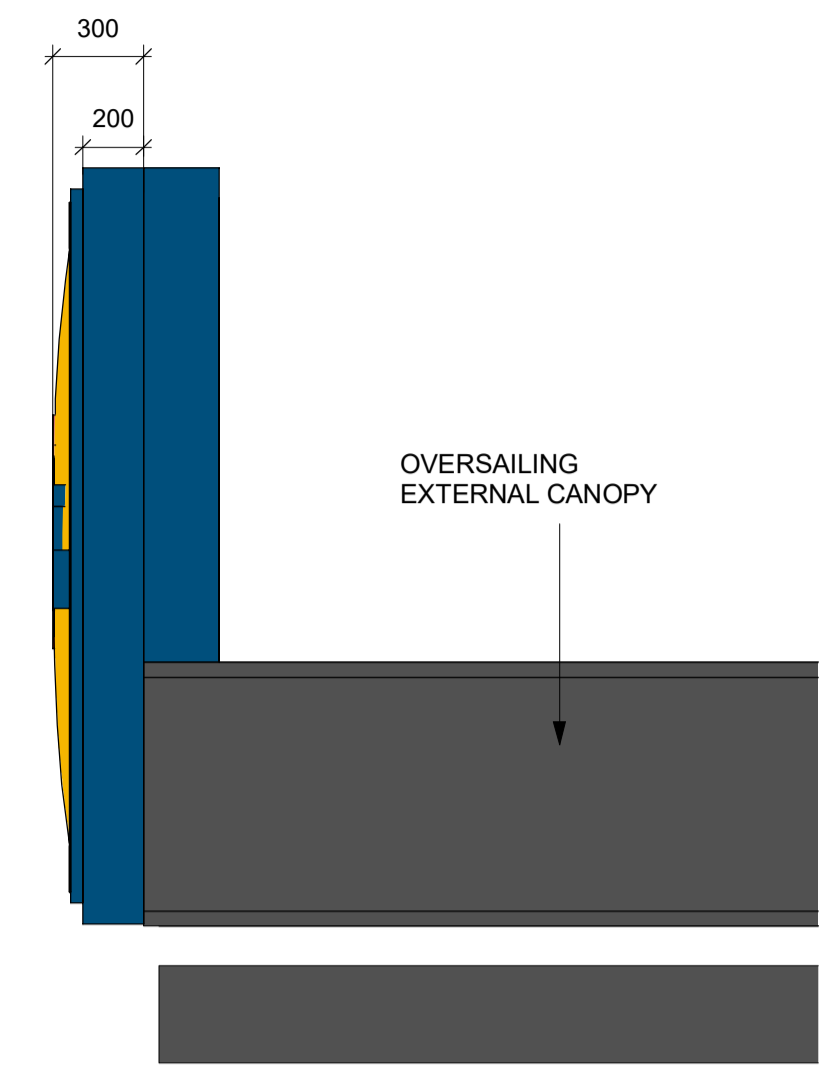
FUSE 16A, FI 30mA.

UNDERGROUND CABLE NYY-J, WIRE CROSS SECTION FOR CABLE LENGTH MAX. 90 m3 x 2.5mm<sup>2</sup>


POWER CONSUMPTION: 1020W, POWER INPUT: 4.66A, COS phi > 0.98

LUMINANCE YELLOW UNDIMMED: APPROX 580cd/m<sup>2</sup>


UPTO 6 ILLUMINATED ACRYLIC BANNERS



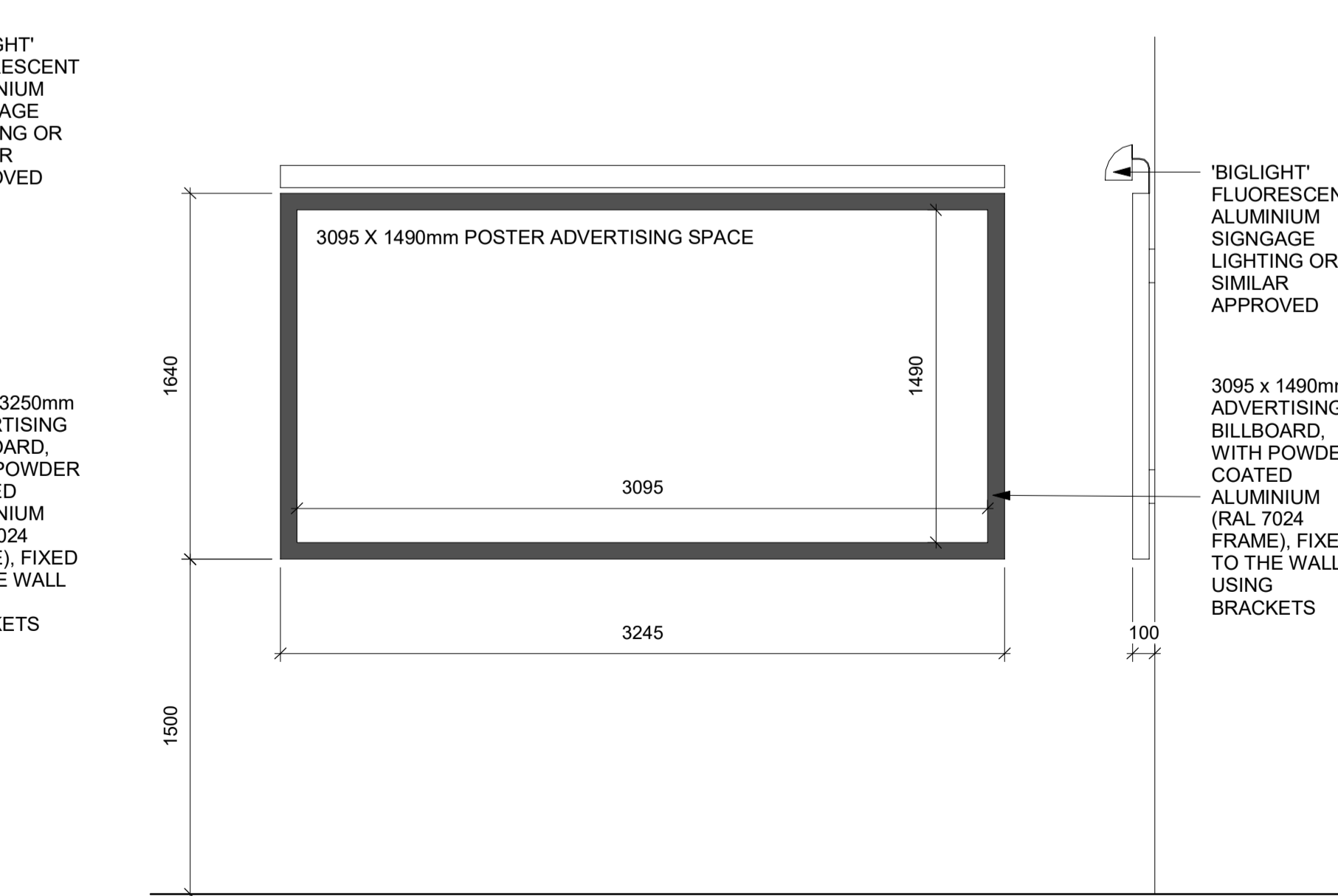
**4 LARGE EXTERNAL LOGO (2 No TOTAL)**  
1:25



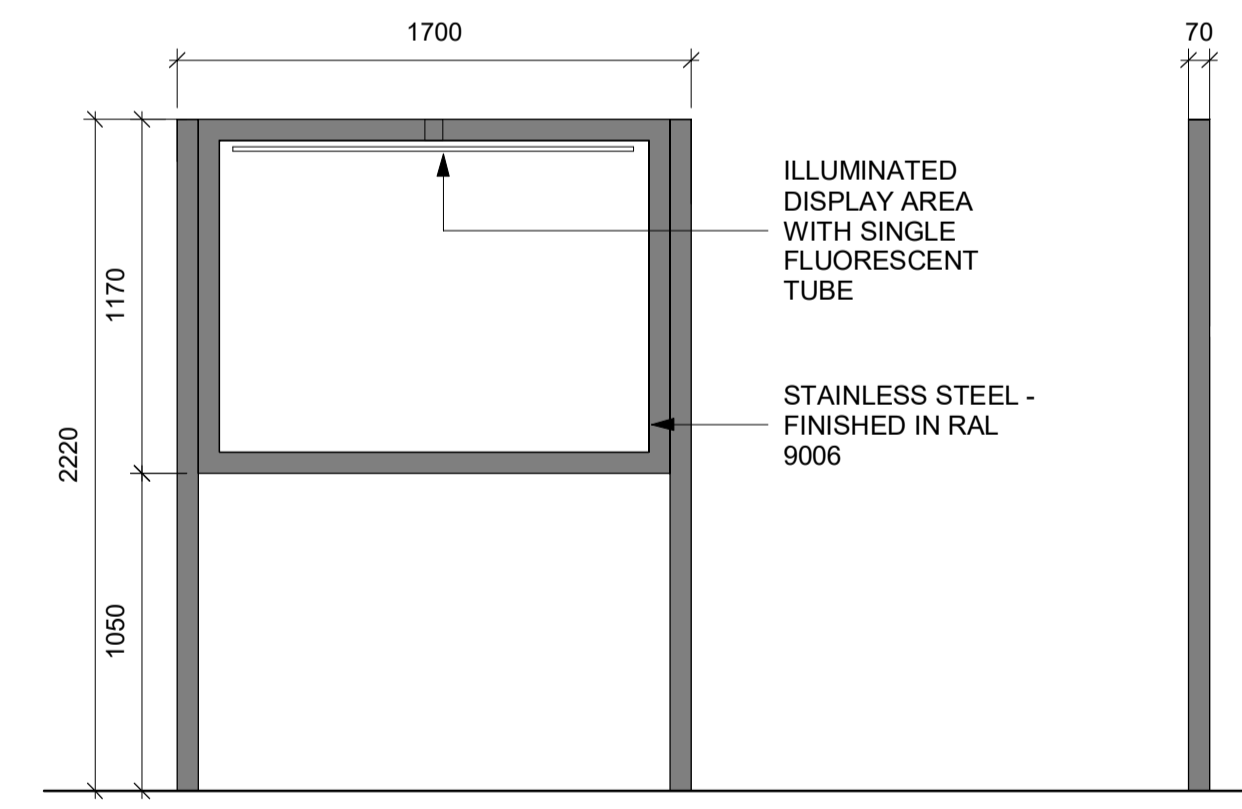
**5 FLAGPOLE SIGN (1 No TOTAL)**  
1:25



**1 LARGE WALL MOUNTED BILLBOARD WITH REBATE (3 No TOTAL)**  
1:25



**2 SMALL WALL MOUNTED BILLBOARD (2 No TOTAL)**  
1:25



**3 POSTER DISPLAY UNIT (1 No TOTAL)**  
1:25

C2	FLAGPOLE AMENDMENTS	11.02.20	BC	PW
C1	FIRST ISSUE	31.01.20	BC	PW
Rev	Description	Date	Dm	Ckd

Status

PLANNING



ARCHITECTS

Floor 2 The Exchange Station Parade Harrogate HG1 1TS  
 01423 707 757 admin@smrarchitects.co.uk

Project

DUDLEY ROAD, SCUNTHORPE

Client



Drawing Title

SIGNAGE DETAIL

Proj Ref	Origin	Zone	Level	Type	Role	Num	Status	Rev
--7307-SMR-01-XX-DR-A-2007-A4-C2								

SMR Job Ref	Sheet	Scale	Drawn
7307-01-2007	A1	As indicated	BC