


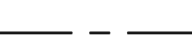
SPECIFICATION & CONSTRUCTION NOTES:

GENERAL

1. These notes are intended to augment drawings and specifications. Where conflict of requirements exists the order of precedence shall be as shown in the specifications. Otherwise the strictest provision shall govern.
2. This drawing is to be read in conjunction with all other relevant Engineering and Architectural drawings.
3. Drawings not to be scaled. All dimensions to be checked on site by the Contractor. Any discrepancies to be notified to the Building Designer and further instructions obtained before work is commenced.
4. The structure is designed to be self-supporting and stable after the building is fully complete. It is the Contractors sole responsibility to determine the erection procedure and sequence and ensure that the building and its components are safe during erection. This includes the addition of whatever temporary bracing, guys or tie-downs which may be necessary, such material remaining the property of the Contractor upon completion.
5. This drawing represents a detailed dimensional measurement survey of the physical dimensions of the existing property. This drawing does not and is not intended to express any opinion on the physical, superficial or structural condition of the premises depicted.
6. This drawing is to be read in conjunction with all other relevant drawings.

REVISION A - 20.09.19 BY TILIA TREE CONSULTING

TREE PROTECTION KEY (TO BS5837 : 2012)

-  C CATEGORY TREE & ACTUAL CROWN SPREAD
-  ROOT PROTECTION AREA BOUNDARY AND LOCATION OF PROTECTIVE FENCING

REV	DATE	BY	DESCRIPTION	CHK	APD
A	20.09.19	TAS	Tilia Tree Consulting Amendments Shown	TAS	TAS
0	01.04.19	TAS	Initial Issue	TAS	TAS

DRAWING STATUS: **INITIAL ISSUE**

TAS Building Design
 FF2/2A School Court
 Wrawby Street
 Brigg
 North Lincolnshire
 DN20 8JW
 t: +44(0)1652 659467
 f: +44(0)1652 659467
 e: tasbuildingdesign@hotmail.co.uk

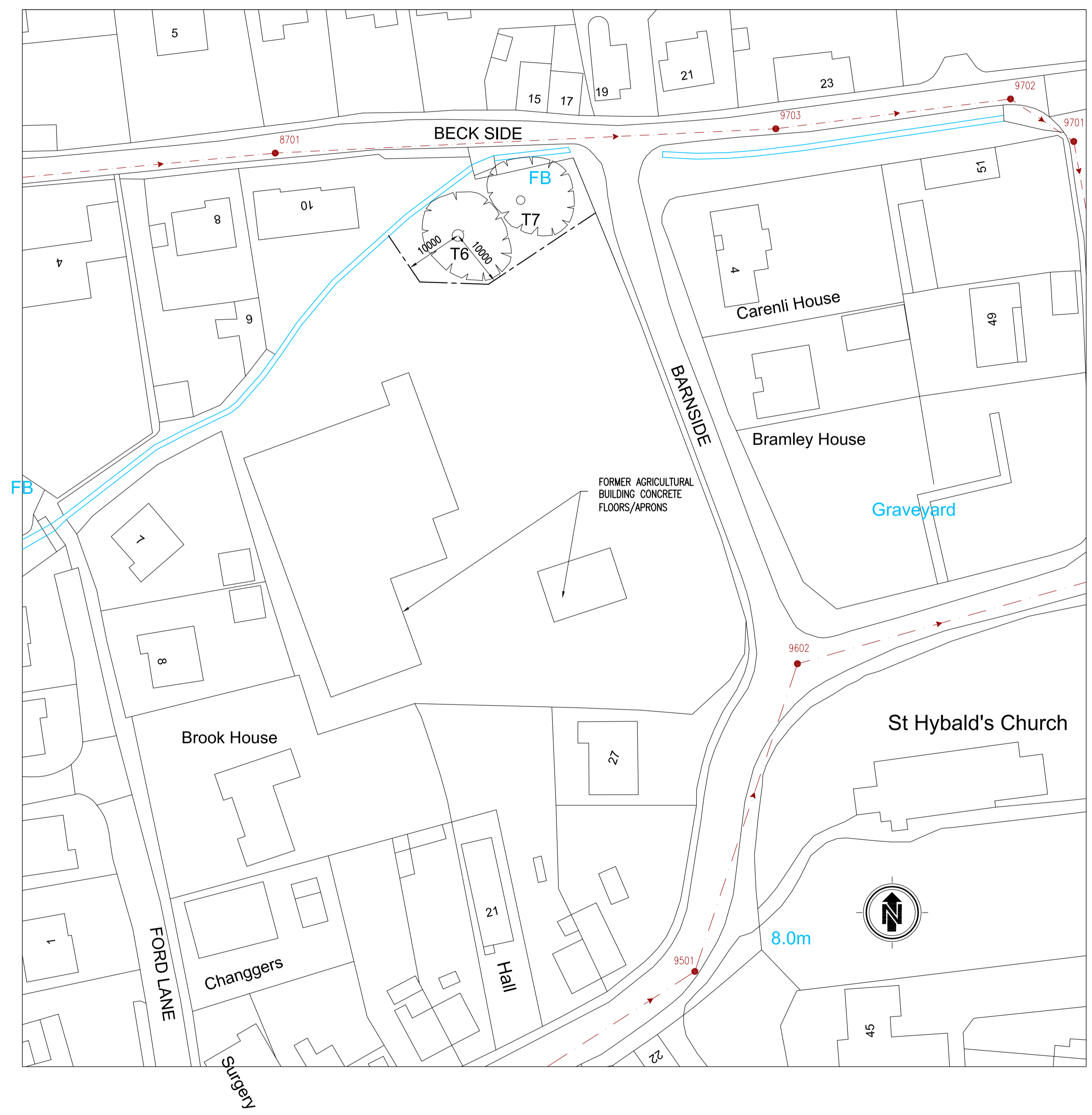
CLIENT: **JAMES CAVILL PROPERTIES LTD**

PROJECT: **BROOK HOUSE FARM
HIBALDSTOW**

TITLE: **SITE LOCATION
AND
EXISTING BLOCK PLAN**

SCALE & SIZE:	CHECKED:	APPROVED:
AS SHOWN @ A1	TAS	TAS
CAD FILE:	DESIGN/DRAWN:	DATE:
14709/Drg/Arch	TAS/ts	APRIL 2019
PROJECT No:	DRAWING No:	REV:
14709	A0001	A

© TAS BUILDING DESIGN



ORIGINAL
IF
RED