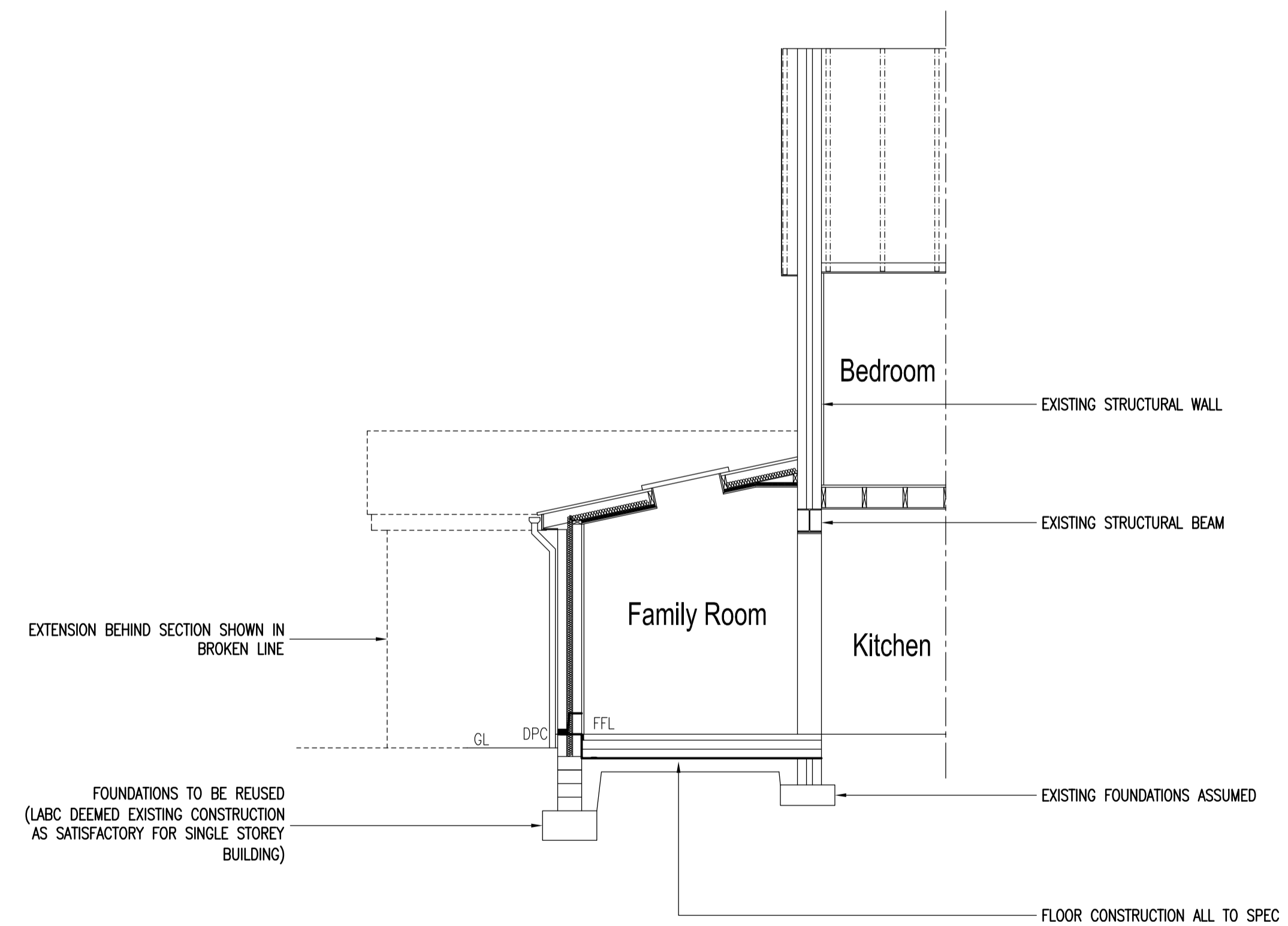
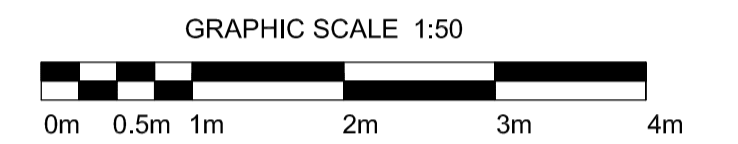
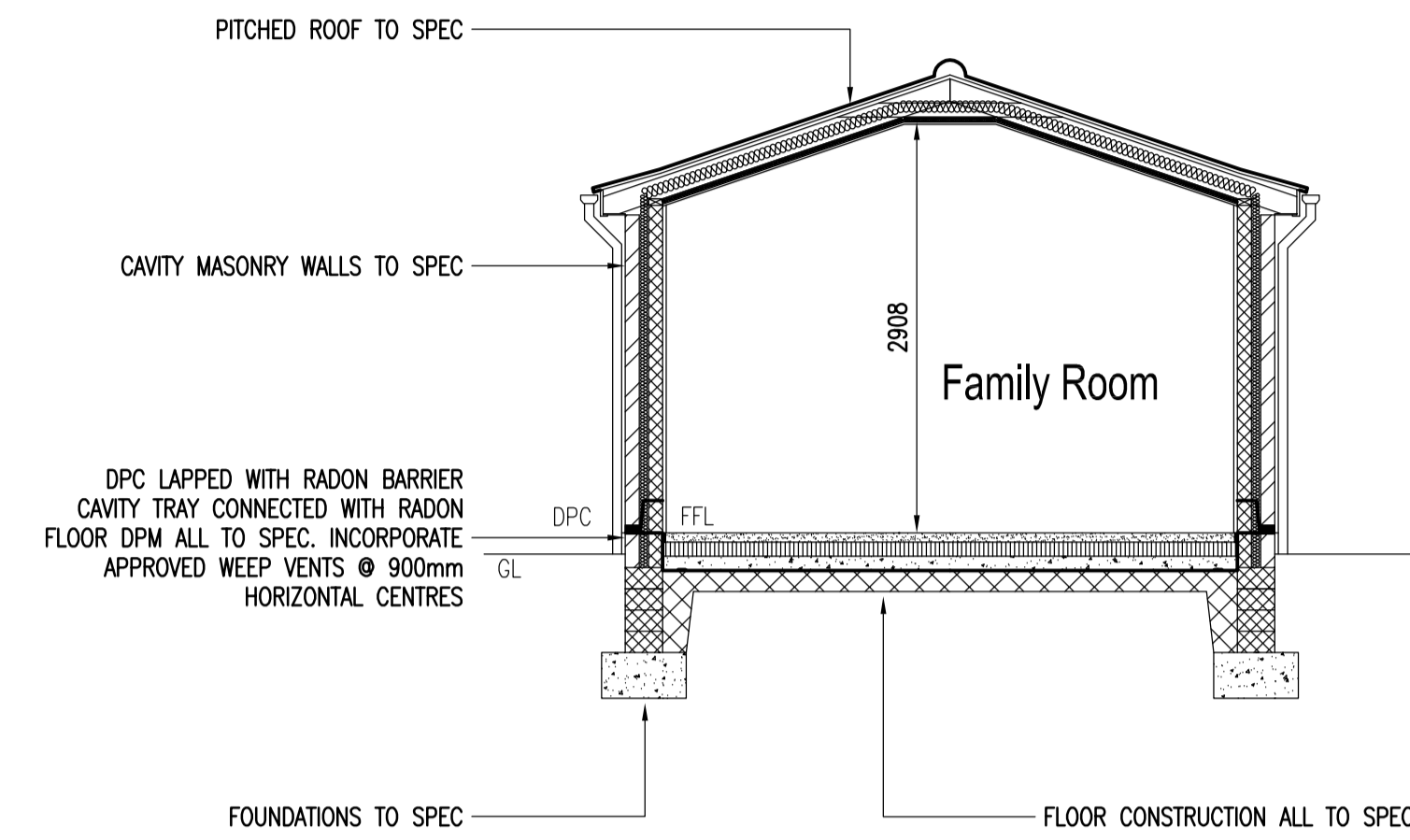


SPECIFICATION & CONSTRUCTION NOTES:

GENERAL

1. These notes are intended to augment drawings and specifications. Where conflict of requirements exists the order of precedence shall be as shown in the specifications. Otherwise the strictest provision shall govern.
2. This drawing is to be read in conjunction with all other relevant Engineering and Architectural drawings.
3. Drawings not to be scaled. All dimensions to be checked on site by the Contractor. Any discrepancies to be notified to the Building Designer and further instructions obtained before work is commenced.
4. The structure is designed to be self-supporting and stable after the building is fully complete. It is the Contractor's sole responsibility to determine the erection procedure and sequence and ensure that the building and its components are safe during erection. This includes the addition of whatever temporary bracing, guys or tie-downs which may be necessary, such material remaining the property of the Contractor upon completion.
5. This drawing represents a detailed dimensional measurement survey of the physical dimensions of the existing property. This drawing does not and is not intended to express any opinion on the physical, superficial or structural condition of the premises depicted.
6. This drawing is to be read in conjunction with all other relevant drawings.



| REV | DATE     | BY  | DESCRIPTION   | CHK | APD |
|-----|----------|-----|---------------|-----|-----|
| 0   | 30.10.20 | TAS | Initial Issue | TAS | TAS |

DRAWING STATUS: **INITIAL ISSUE**

**TAS Building Design**  
 FF2/2A School Court  
 Wrawby Street  
 Brigg  
 North Lincolnshire  
 DN20 8JW  
 t: +44(0)1652 659467  
 f: +44(0)1652 659467  
 e: tasbuildingdesign@hotmail.co.uk

CLIENT: **MR C ROBINSON & MISS K RICHARDSON**

PROJECT: **12 DOWNING CRESCENT, SCUNTHORPE  
DN16 3LS**

TITLE: **ENLARGED PLAN  
&  
SECTION**

| SCALE & SIZE:  | CHECKED:      | APPROVED: |
|----------------|---------------|-----------|
| AS SHOWN @ A1  | TAS           | TAS       |
| CAD FILE:      | DESIGN/DRAWN: | DATE:     |
| 18009/Drg/Arch | TAS/ts        | OCT 2020  |
| PROJECT No:    | DRAWING No:   | REV:      |
| 18009          | A0004         | -         |

**ORIGINAL  
IF  
RED**