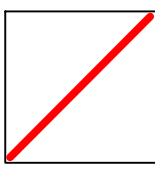

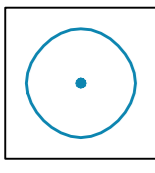
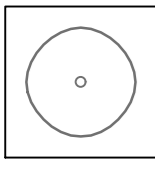
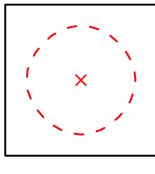
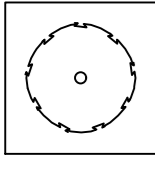
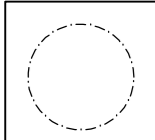


This drawing has been prepared for the purpose of planning approval.

LEGEND

-  Site boundary
-  Existing tree, retention categories A1 to A3
-  Existing tree, retention categories B1 to B3
-  Existing tree, retention categories C1 to C3
-  Existing tree, retention category U
-  Additional vegetation - not surveyed
-  Root protection area

Note: Tree retention categories & root protection area as defined by BS 5837:2012

Base: Haycock & Todd 'Site Survey', S9847 received 04Jan21

PROJECT	Phoenix Parkway, Scunthorpe		
TITLE	Existing Trees on Site		
CLIENT	Gleeson Homes & Regeneration		
DATE	08 Jan 21	SCALE 1 : 500	SHEET A0
DRAWN	MP/jr	DRAWING NO	3704/1
CHECKED	MP	REVISION	-

**ROSETTA**  
LANDSCAPE DESIGN  
Chartered Landscape Architects

Swallow's Nest, Main Street  
Askham Richard, York, YO26 5NA  
Telephone +44 (0)1904 500410  
Email design@rosettalandscape.co.uk  
Web www.rosettalandscape.co.uk