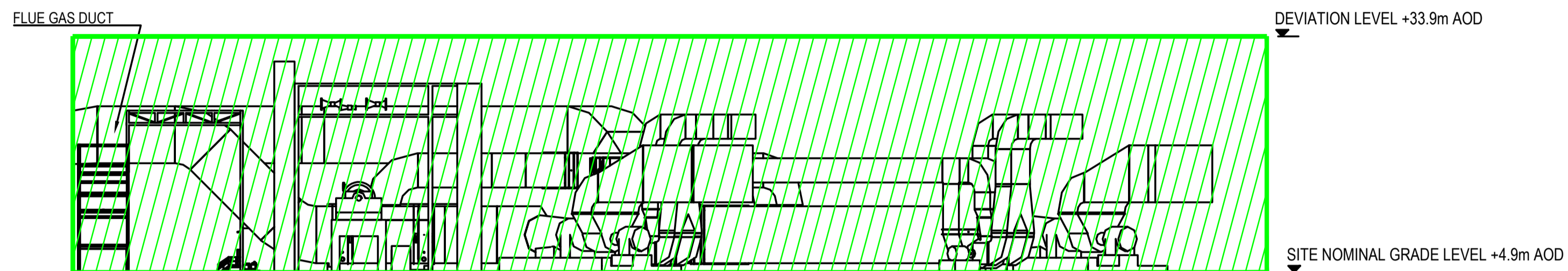
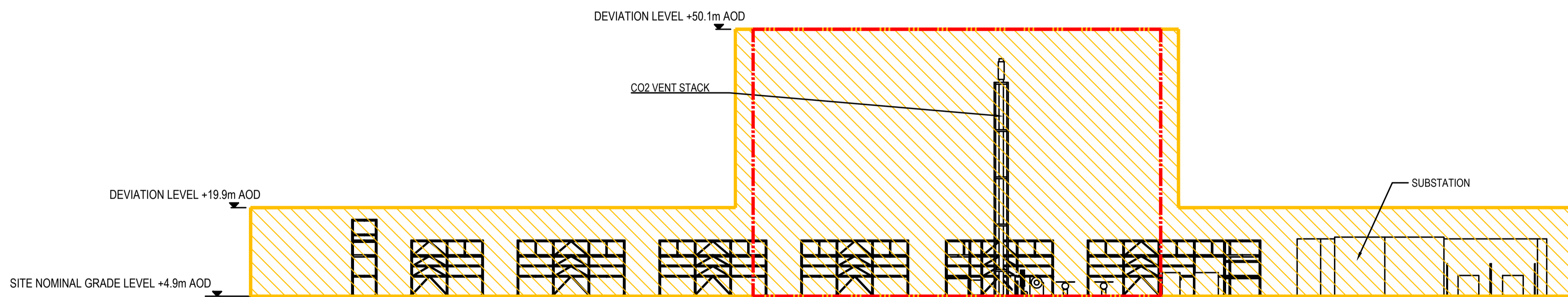



SECTION LOOKING WEST ON 'L-L'



SECTION LOOKING SOUTH ON 'M-M'



SECTION LOOKING SOUTH ON 'S-S'



SECTION LOOKING EAST ON 'T-T'

SECTION LOOKING WEST ON 'U-U'



NOTES:

1. DRAWING IS FOR PLANNING PURPOSES ONLY.
2. MINOR CABLE / PIPELINE CONNECTIONS ABOVE AND BELOW GROUND (BUT NOT OVERHEAD) ARE NOT SHOWN.

KEY

- FLUE GAS HANDLING
- UTILITIES / ACCESS
- CO2 VENT STACK LIMITS OF DEVIATION WITHIN CC PLANT

									A1 SHT	SCALE: 1:500	ENGINEERING AND PERMIT STAMPS (As Required)	CUSTOMER	DRG TITLE	
											 	HZ-VPI-1 PCC PROJECT VERTICAL PARAMETER / ZONING PLANNING DRAWING SECTIONS - SHEET 2		
1	15/02/23	FOR USE	NG	CFT	NG	CFT	AG	415000-00201-8820-01-0001						HZ-VPH PCC PROJECT - PARAMETER / ZONING PLANNING DRAWING - KEY PLAN
0	03/02/23	FOR USE	NG	CFT	NG	CFT	AG	415000-00201-8230-01-0002	HZ-VPH PCC PROJECT - PLOT PLAN					
A	04/10/22	FOR REVIEW	NG	CFT	NG	CFT	AG	415000-00201-8230-01-0001	HZ-VPH PCC PROJECT - SITE PLAN					
REV	DATE	PURPOSE	DRAWN	DRAFT CHK	DESIGNED	ENG CHK	APPROVED	REF DRAWING No	REFERENCE DRAWING TITLE	WORLEY PROJECT No.	DRG No 415000-00201-8820-01-0015			
										415000-00201	REV 1			

This drawing is prepared solely for the use of the contractual customer of Worley and Worley assumes no liability to any other party for any representations contained in this drawing.