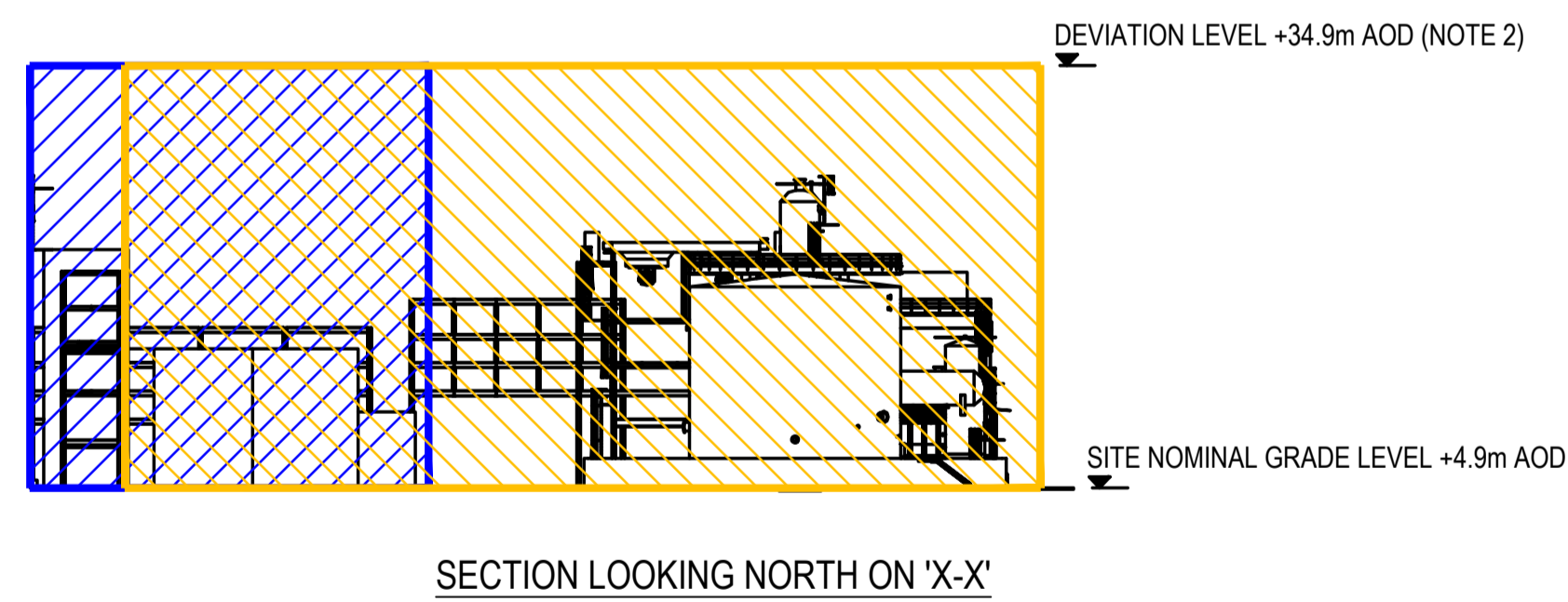
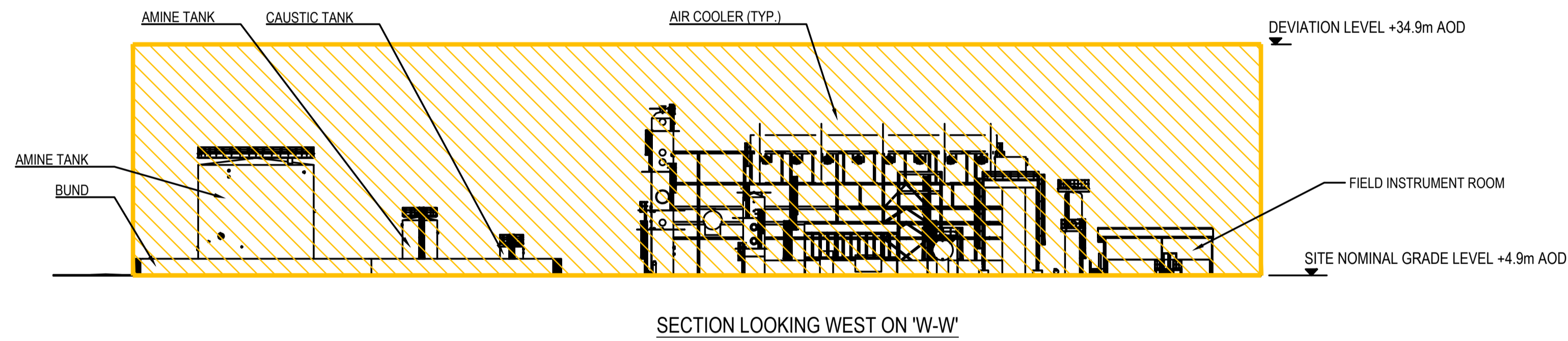
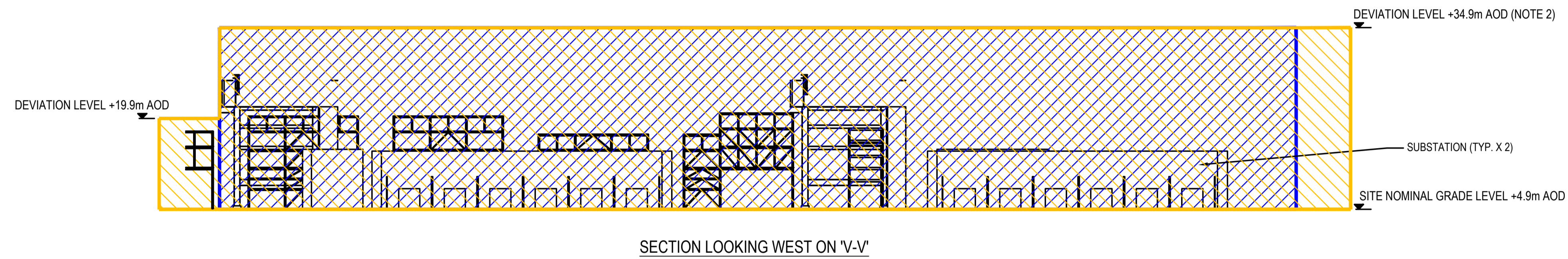


NOTES:

1. DRAWING IS FOR PLANNING PURPOSES ONLY.
2. CARBON CAPTURE PLANT MAY EXTEND TO THE DEVIATION LIMIT SHOWN.
3. MINOR CABLE / PIPELINE CONNECTIONS ABOVE AND BELOW GROUND (BUT NOT OVERHEAD) ARE NOT SHOWN.



KEY

- CARBON CAPTURE PLANT
- UTILITIES / ACCESS



									A1 SHT	SCALE: 1:500	ENGINEERING AND PERMIT STAMPS (As Required)	CUSTOMER	DRG TITLE			
												 	HZ-VPI-1 PCC PROJECT VERTICAL PARAMETER / ZONING PLANNING DRAWING SECTIONS - SHEET 5			
1	15/02/23	FOR USE	NG	CFT	NG	CFT	AG	415000-00201-8820-01-0001							HZ-VPI PCC PROJECT - PARAMETER / ZONING PLANNING DRAWING - KEY PLAN	
0	03/02/23	FOR USE	NG	CFT	NG	CFT	AG	415000-00201-8230-01-0002	HZ-VPI PCC PROJECT - PLOT PLAN							
A	04/10/22	FOR REVIEW	NG	CFT	NG	CFT	AG	415000-00201-8230-01-0001	HZ-VPI PCC PROJECT - SITE PLAN							
REV	DATE	PURPOSE	DRAWN	DRAFT CHK	DESIGNED	ENG CHK	APPROVED	REF DRAWING No	REFERENCE DRAWING TITLE	WORLEY PROJECT No.	<small>*This drawing is prepared solely for the use of the contractual customer of Worley and Worley assumes no liability to any other party for any representations contained in this drawing.*</small>		DRG No	415000-00201-8820-01-0018	REV	1