

















-  Extra heavy standard tree planting in grassed areas with protection offered to adjacent highways/swale construction, as per drawing c-1987-17. Tree pits as per BS 8545:2014. To include single 1.6m timber stake, 600mm above ground, spacer and biodegradable tie.
-  Extra heavy standard tree planting in grassed or planted areas. Tree pits as per BS 8545:2014. To include single 1.6m timber stake, 600mm above ground, spacer and biodegradable tie.
-  Heavy standard tree planting in grassed or planted areas. Tree pits as per BS 8545:2014. To include single 1.6m timber stake, 600mm above ground, spacer and biodegradable tie.
-  Ornamental shrub planting, including 50mm depth no-fines bark mulch. Individual species to be planted in groups of no more than 7 plants.
-  Ornamental hedge planting, including 50mm depth no-fines bark mulch.
-  Native hedge planting. Plants to be pit planted at 0.33m spacing in a double staggered row (6 plants per linear metre). Shelters to all plants. Species to be planted in random, single species groups of no more than 5 plants.
-  Areas to be turfed.
-  Areas of amenity grass seed mix or existing grassland, made good.
-  Areas of species-rich wetland grass seeding, such as Emorsgate Mix EGB, or similar and approved.
-  Areas of species-rich acid meadow grass seeding, such as Emorsgate Mix EM4, or similar and approved.
-  New native planting at 1m (shrub species) and 2m (tree species) centres, including tubular guards and stakes.
-  Proposed native marginal planting.
-  Proposed native reed/grass planting within swale base.
-  Crushed stone pedestrian paths, as per drawing c-1987-17.

PDP Associates
 11 The Quadrant
 Scunthorpe
 North Lincolnshire
 DN16 1JH
 Tel: 01522 541330
 Email: info@pdp.co.uk

Client
 Keepmoat Homes

Project
 Lincolnshire Lakes, Scunthorpe

Drawing title
 Detailed Residential Landscape Proposals
 Sheet 1 of 13

Scale 1:250 @ A1 **Drawn by** PDP **Date** May 2023

Drawing No.
 C-1987-03