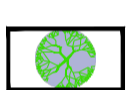



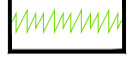



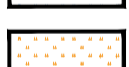









-  Extra heavy standard tree planting in grassed areas with protection offered to adjacent highways/swale construction, as per drawing c-1987-17. Tree pits as per BS 8545:2014. To include single 1.6m timber stake, 600mm above ground, spacer and biodegradable tie.
-  Extra heavy standard tree planting in grassed or planted areas. Tree pits as per BS 8545:2014. To include single 1.6m timber stake, 600mm above ground, spacer and biodegradable tie.
-  Heavy standard tree planting in grassed or planted areas. Tree pits as per BS 8545:2014. To include single 1.6m timber stake, 600mm above ground, spacer and biodegradable tie.
-  Ornamental shrub planting, including 50mm depth no-lines bark mulch. Individual species to be planted in groups of no more than 7 plants.
-  Ornamental hedge planting, including 50mm depth no-line bark mulch.
-  Native hedge planting. Plants to be pit planted at 0.33m spacing in a double staggered row (6 plants per linear metre). Shelters to all plants. Species to be planted in random, single species groups of no more than 5 plants.
-  Areas to be turfed.
-  Areas of amenity grass seed mix or existing grassland, made good.
-  Areas of species-rich wetland grass seeding, such as Emorsgate Mix EGB, or similar and approved.
-  Areas of species-rich acid meadow grass seeding, such as Emorsgate Mix EM4, or similar and approved.
-  New native planting at 1m (shrub species) and 2m (tree species) centres, including tubular guards and stakes.
-  Proposed native marginal planting.
-  Proposed native reed/grass planting within swale base.
-  Crushed stone pedestrian paths, as per drawing c-1987-17.

PDP Associates
 Green Alley
 Quarry Road
 Scunthorpe
 North Yorkshire
 YO15 1JG
 Tel: 01522 541330
 info@pdp.co.uk

Client
Keepmoat Homes

Project
Lincolnshire Lakes, Scunthorpe

Drawing title
**Detailed Residential Landscape Proposals
 Sheet 6 of 13**

1:250 @ A1
 Drawn by
PDP

Drawing No.
C-1987-08