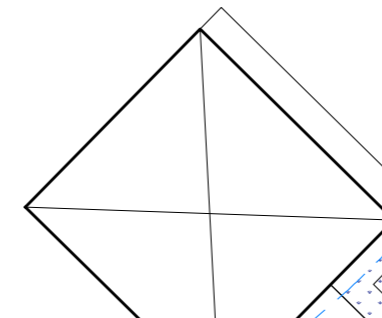
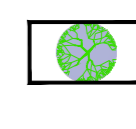

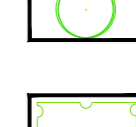
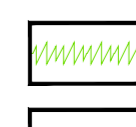

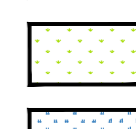
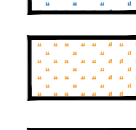
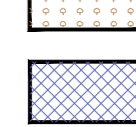
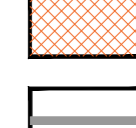

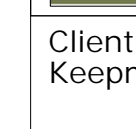





2m

Proposed Lake



-  Extra heavy standard tree planting in grassed areas with protection offered to adjacent highways/swale construction, as per drawing c-1987-17. Tree pits as per BS 8545:2014. To include single 1.6m timber stake, 600mm above ground, spacer and biodegradable tie.
-  Extra heavy standard tree planting in grassed or planted areas. Tree pits as per BS 8545:2014. To include single 1.6m timber stake, 600mm above ground, spacer and biodegradable tie.
-  Heavy standard tree planting in grassed or planted areas. Tree pits as per BS 8545:2014. To include single 1.6m timber stake, 600mm above ground, spacer and biodegradable tie.
-  Ornamental shrub planting, including 50mm depth no-fines bark mulch. Individual species to be planted in groups of no more than 7 plants.
-  Ornamental hedge planting, including 50mm depth no-fine bark mulch.
-  Native hedge planting. Plants to be pit planted at 0.3m spacing in a double staggered row (6 plants per linear metre). Shelters to all plants. Species to be planted in random, single species groups of no more than 5 plants.
-  Areas to be turfed.
-  Areas of amenity grass seed mix or existing grassland, made good.
-  Areas of species-rich wetland grass seeding, such as Emorsgate Mix EGB, or similar and approved.
-  Areas of species-rich acid meadow grass seeding, such as Emorsgate Mix EM4, or similar and approved.
-  New native planting at 1m (shrub species) and 2m (tree species) centres, including tubular guards and stakes.
-  Proposed native marginal planting.
-  Proposed native reed/grass planting within swale base.
-  Crushed stone pedestrian paths, as per drawing c-1987-17.

PDP Associates
 01783 54130
 info@pdp.co.uk

Client: **Keepmoat Homes**

Project: **Lincolnshire Lakes, Scunthorpe**

Drawing title: **Lakeside Landscape Proposals**

Scale: **1:500 @ A1** Drawn by: **PDP** Date: **May 2023**

Drawing No.: **c-1987-02**