Proposed Front Elevation
1 : 50

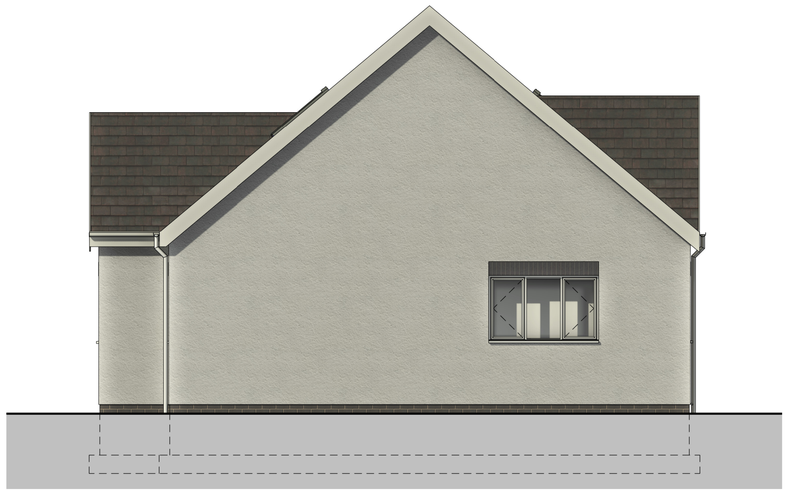

Proposed Side Elevation
1 : 50

Proposed Rear Elevation
1 : 50



Proposed Side Elevation
1 : 50

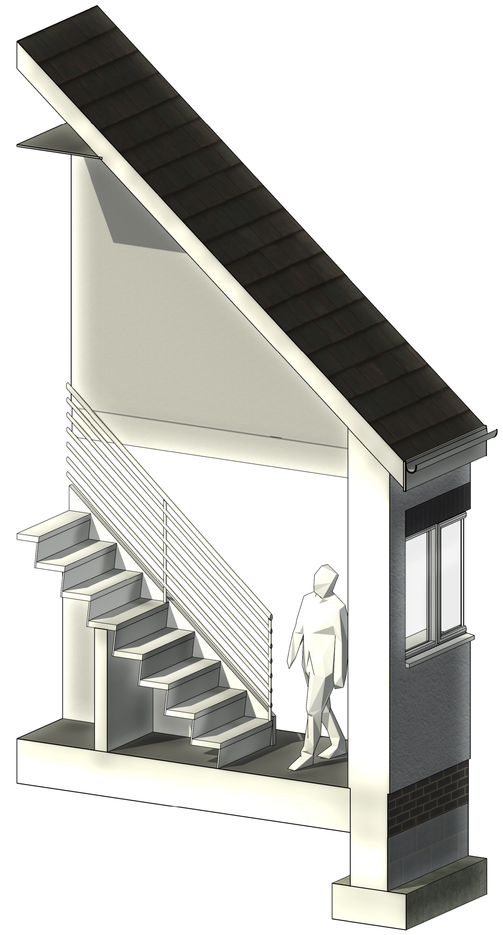

Notes

Explanations:
Unless otherwise stated -
- All dimensions are in millimeters
- Dimensions are shown from structure, NOT finishes

Instructions:
Responsibility is not accepted for values obtained in scaling from this drawing.

Construction information should be taken from written dimensions only.

Inconsistencies should be reported to the Author immediately.

References:
To be read in conjunction with:

External Doors

All external UPVC doors to be installed with a White (RAL 9010) finish.

Door Lintels / Header Detail

Ibstock Staffordshire Slate Blue Smooth Brick laid in soldier coursing over external doors.

https://www.bricksmegastore.co.uk/product/ibstock-staffordshire-slate-blue-smooth-brick-pack-of-380/

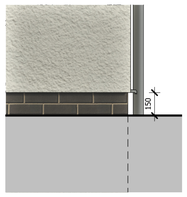

Engineering Bricks

Ibstock Staffordshire Slate Blue Smooth Brick laid in stretcher coursing up to a minimum of 150mm above external ground level.

https://www.bricksmegastore.co.uk/product/ibstock-staffordshire-slate-blue-smooth-brick-pack-of-380/

Roofing Tiles

Sandtoft 20/20 Interlocking Clay Roof Tile - Antique Slate style to be installed over the roof (pitch - 40°)

https://www.roofingsuperstore.co.uk/product/sandtoft-20-20-interlocking-clay-roof-tile.html

External Windows

All external UPVC double glazed windows to be installed with a White (RAL 9010) finish.

Window Lintels / Header Detail

Ibstock Staffordshire Slate Blue Smooth Brick laid in soldier coursing over external windows.

https://www.bricksmegastore.co.uk/product/ibstock-staffordshire-slate-blue-smooth-brick-pack-of-380/

Fascia and Soffit Boards

UPVC Fascia and Soffit Boards to be installed with a White (RAL 9010) finish.

Example:
https://www.pvccladding.com/replacement-fascia-250mm-x-18mm-x-5mtr-white-p-M250/

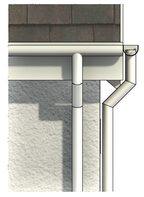

Rainwater Goods

All half round gutters and 68mm wound downpipes to be installed with a White (RAL 9010) finish.

Example:
https://www.screwfix.com/p/floplast-round-downpipe-white-68mm-x-2-5m/28501?tc=IT7&gclid=CjwKCAiA3aeqBhBzEiwAxFiOBuhD8hT4I1RtbuG6oIl6RfnyZnvxqSQIx_D2YG4O8AX83hA3LdJBdBoC5ecQAvD_BwE&gclsrc=aw.ds

Rev	Details	Date	Signed
A	Side Door Removed.	25/03/25	Planning

Project Name
Residential Development

Client
Mr J. Chapman

Project Address
1 Station Road
Gunness, DN15 8SU

Drawing Title
Plot 1 - Proposed Elevations

Drawing Stage	Purpose
03. Planning	Issued

Project Number	Drawing Number	Revision
23_001	02-01_250	A

Date	Scale	Drawn By	Checked By	Approved By	Size
07/05/2024	As indicated	Dan Mc			A1