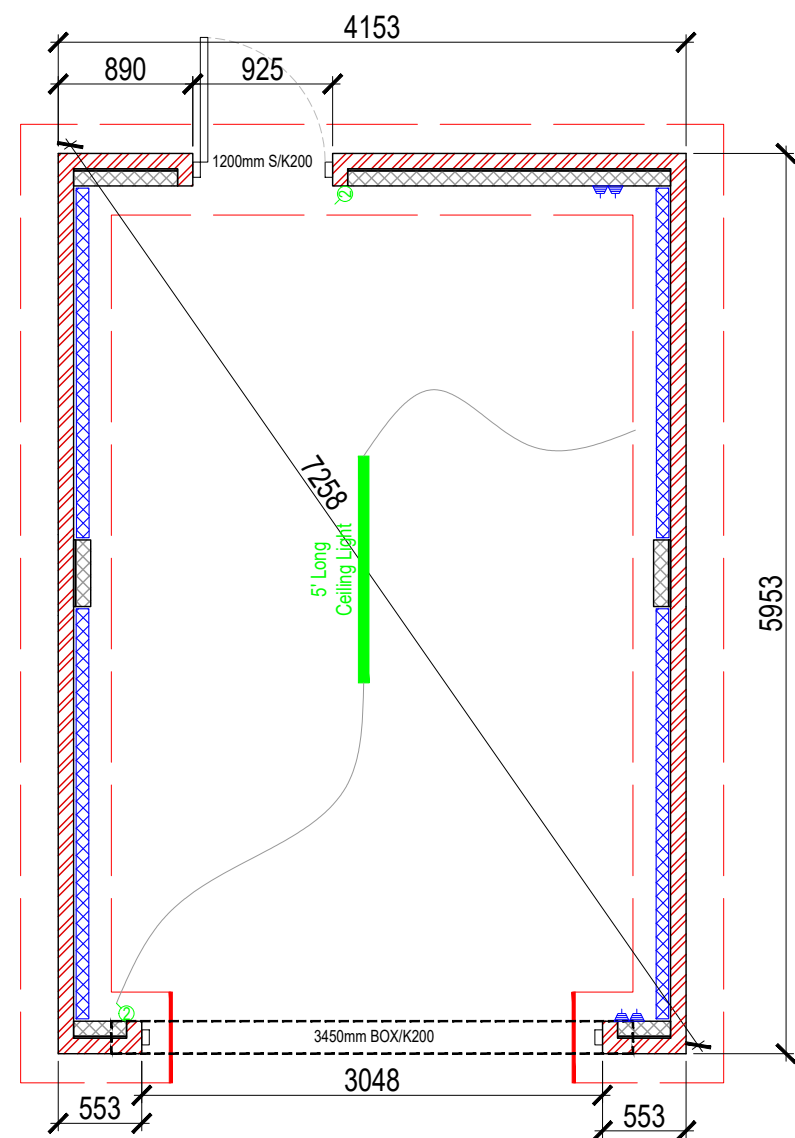
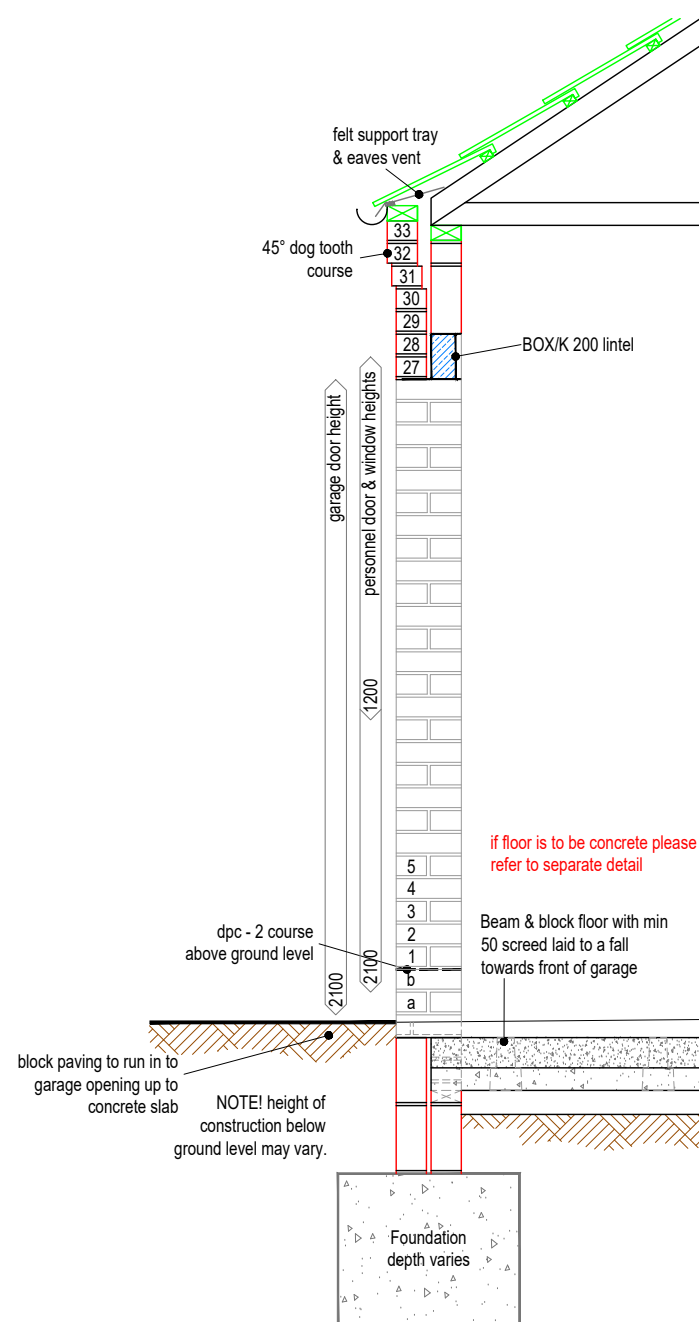


ELEVATIONS 1/100



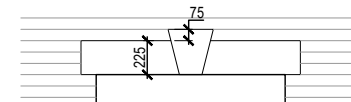
FLOOR PLAN 1/50

For Beam & Block floor please lay additional leaf of block work in areas hatched in blue for beams to sit on



TYPICAL SECTION 1/25

WINDOWS: - Build Style 4 (corbeled eaves)
garage door openings to front elevation to receive 215mm tall stone heads with central keystone, design and colour may vary, always refer to site material schedule.
NOTE! omit head detail over openings if it will mean a clash with the corbeled eaves, see elevations.
straight soldier course detail to above and below of all windows & above all doors on side and rear elevations.
NOTE! omit head detail over openings if it will mean a clash with the corbeled eaves, see elevations.
for further details please refer to the site material schedule and standard build styles drawing.



Rev.	Details	Drawn by	Date	Approved
------	---------	----------	------	----------

KEIGAR HOMES LTD
 KEIGAR LODGE
 CANBERRA VIEW
 BARTON-UPON-HUMBER
 NORTH LINCOLNSHIRE
 DN15 5GR
 Tel: 01652 631939 Fax: 01652 631938

Project Title: Garage Plot 23 Applefields Front to back roof	
Drawing Title: Plans & Elevations	
Drawn by: NwP	Date: 06.08.25
Scale: as shown @ A3	Revision:
Drawing No: GA/AP/P23	