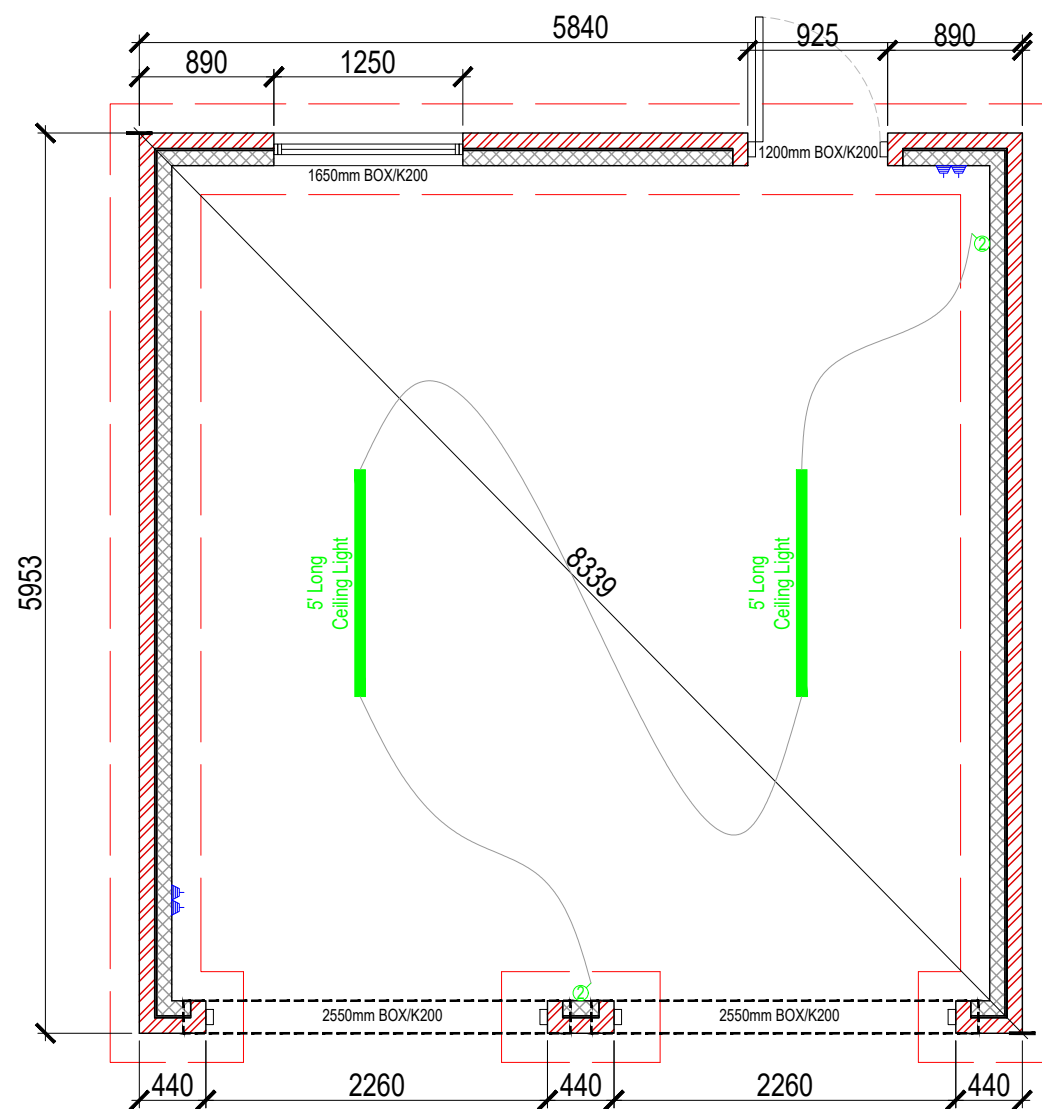
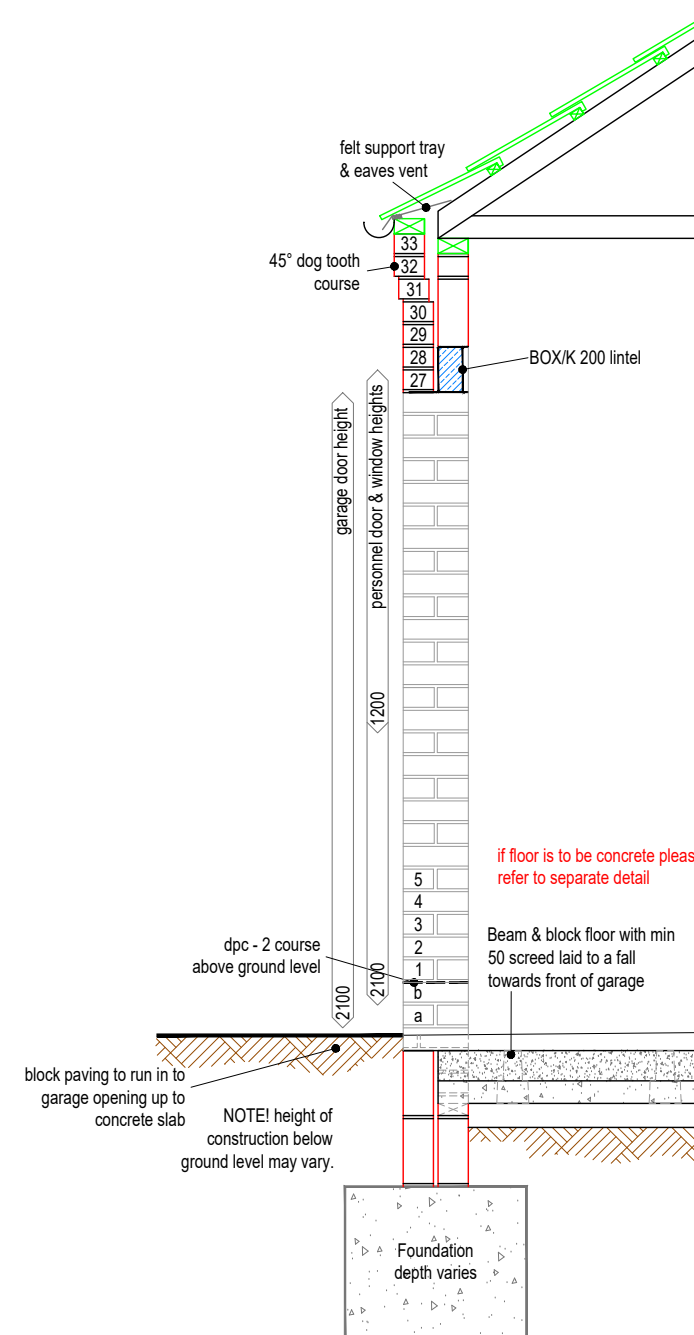


ELEVATIONS 1/100



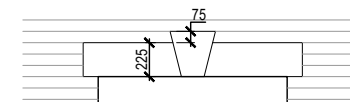
FLOOR PLAN 1/50

For Beam & Block floor please lay additional leaf of block work in areas hatched in **blue** for beams to sit on



TYPICAL SECTION 1/25

WINDOWS: - Build Style 4 (corbeled eaves)
garage door openings to front elevation to receive 215mm tall stone heads with central keystone, design and colour may vary, always refer to site material schedule.
NOTE! omit head detail over openings if it will mean a clash with the corbeled eaves, see elevations.
straight soldier course detail to above and below of all windows & above all doors on side and rear elevations.
NOTE! omit head detail over openings if it will mean a clash with the corbeled eaves, see elevations.
for further details please refer to the site material schedule and standard build styles drawing.



Rev.	Details	Drawn by	Date	Approved
------	---------	----------	------	----------

KEIGAR HOMES LTD

KEIGAR LODGE
CANBERRA VIEW
BARTON-UPON-HUMBER
NORTH LINCOLNSHIRE
DN15 5GR

Tel: 01652 631939

Fax: 01652 631938



Project Title:	
Garage	
Plot 24 Applefields	
Hipped roof	
Drawing Title:	
Plans & Elevations	
Drawn by:	Date:
NwP	06.08.25
Scale:	as shown @ A3
Drawing No:	Revision:
GA/AP/P24	