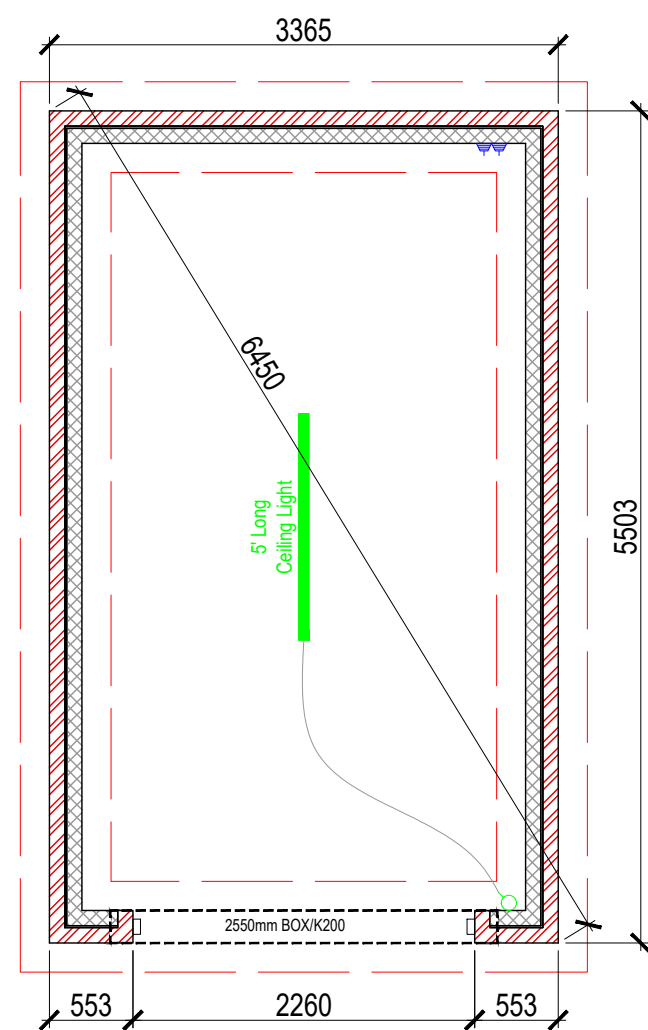
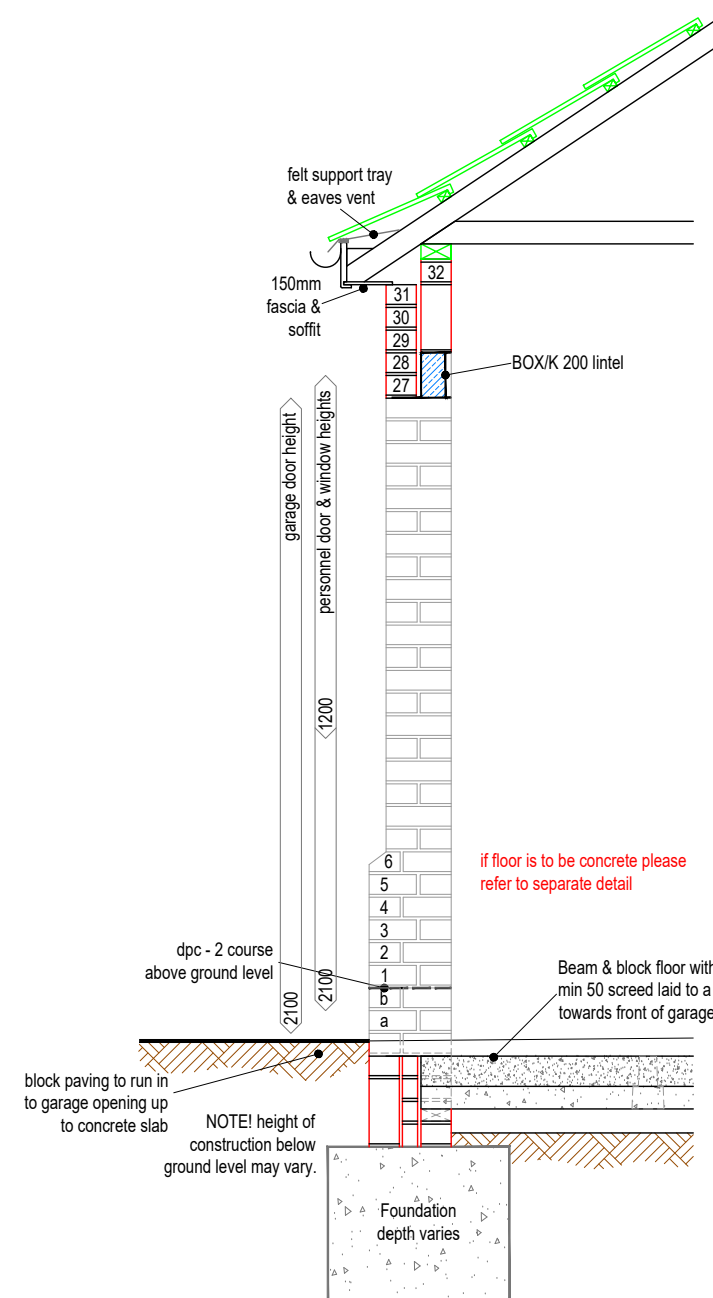


ELEVATIONS 1/100



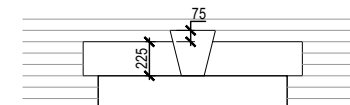
FLOOR PLAN 1/50

For Beam & Block floor please lay additional leaf of block work in areas hatched in blue for beams to sit on



TYPICAL SECTION 1/25

**WINDOWS: - Build Style 3**  
garage door openings to front elevation to receive 215mm tall stone heads with central keystone, design and colour may vary, always refer to site material schedule.  
straight soldier course detail to above and below of all windows & above all doors on side and rear elevations.  
for further details please refer to the site material schedule and standard build styles drawing.



Rev.	Details	Drawn by	Date Approved
------	---------	----------	---------------

**KEIGAR HOMES LTD**

KEIGAR LODGE  
CANBERRA VIEW  
BARTON-UPON-HUMBER  
NORTH LINCOLNSHIRE  
DN15 5GR

Tel: 01652 631939

Fax: 01652 631938



Project Title:	
Garage	
Plot 26 Applefields	
Side to side roof	
Drawing Title:	
Plans & Elevations	
Drawn by:	Date:
NwP	06.08.25
Scale:	Revision:
as shown @ A3	
Drawing No:	Revision:
GA/AP/P26	