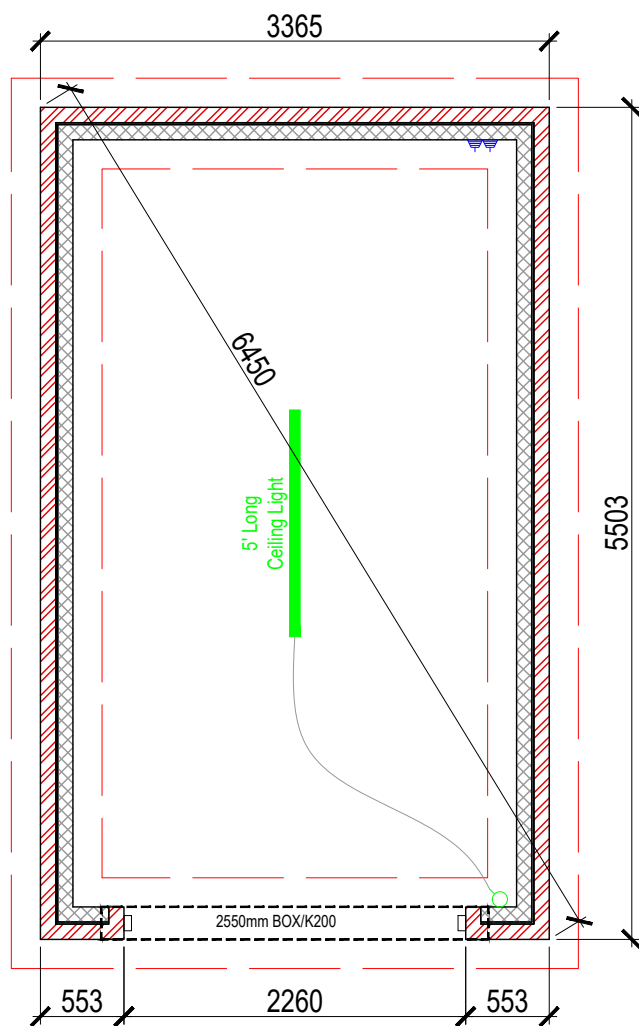
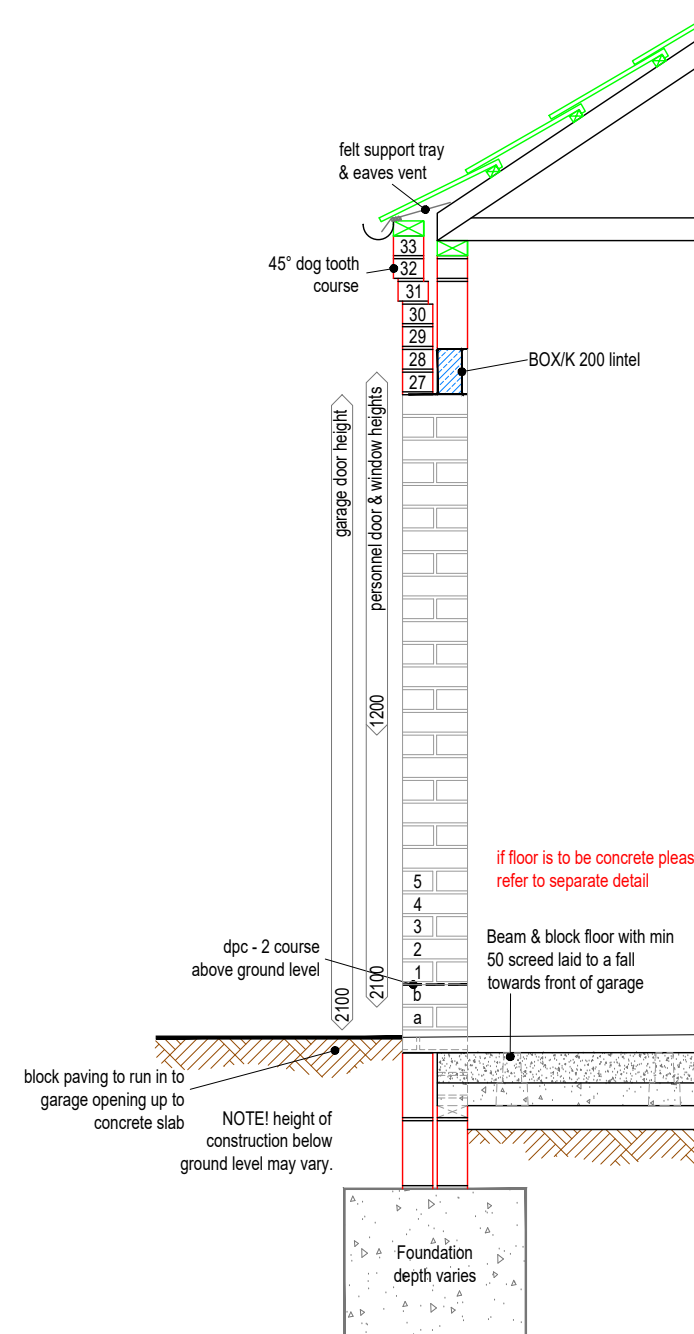


ELEVATIONS 1/100



FLOOR PLAN 1/50

For Beam & Block floor please lay additional leaf of block work in areas hatched in **blue** for beams to sit on

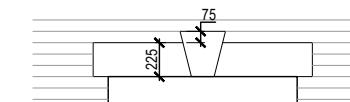


TYPICAL SECTION 1/25

**WINDOWS: - Build Style 4** (corbeled eaves)  
garage door openings to front elevation to receive 215mm tall stone heads with central keystone, design and colour may vary, always refer to site material schedule.  
**NOTE!** omit head detail over openings if it will mean a clash with the corbeled eaves, see elevations.

straight soldier course detail to above and below of all windows & above all doors on side and rear elevations.  
**NOTE!** omit head detail over openings if it will mean a clash with the corbeled eaves, see elevations.

for further details please refer to the site material schedule and standard build styles drawing.



Rev.	Details	Drawn by	Date	Approved
------	---------	----------	------	----------

**KEIGAR HOMES LTD**

KEIGAR LODGE  
CANBERRA VIEW  
BARTON-UPON-HUMBER  
NORTH LINCOLNSHIRE  
DN15 5GR

Tel: 01652 631939

Fax: 01652 631938



Project Title:	
Garage Plot 27 Applefields Front to back roof	
Drawing Title:	
Plans & Elevations	
Drawn by:	Date:
NwP	06.08.25
Scale:	Revision:
as shown @ A3	
Drawing No:	
GA/AP/P27	