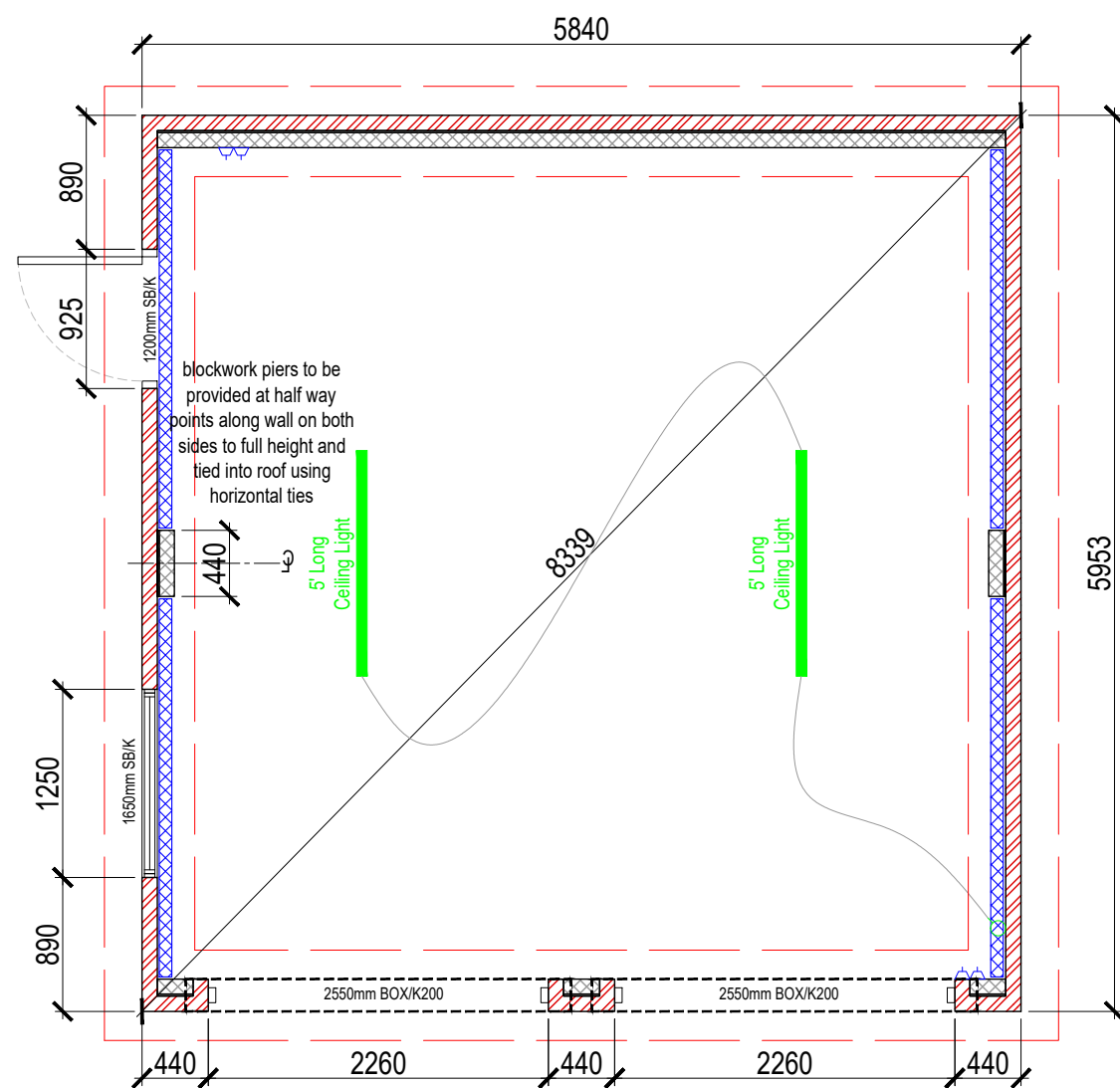
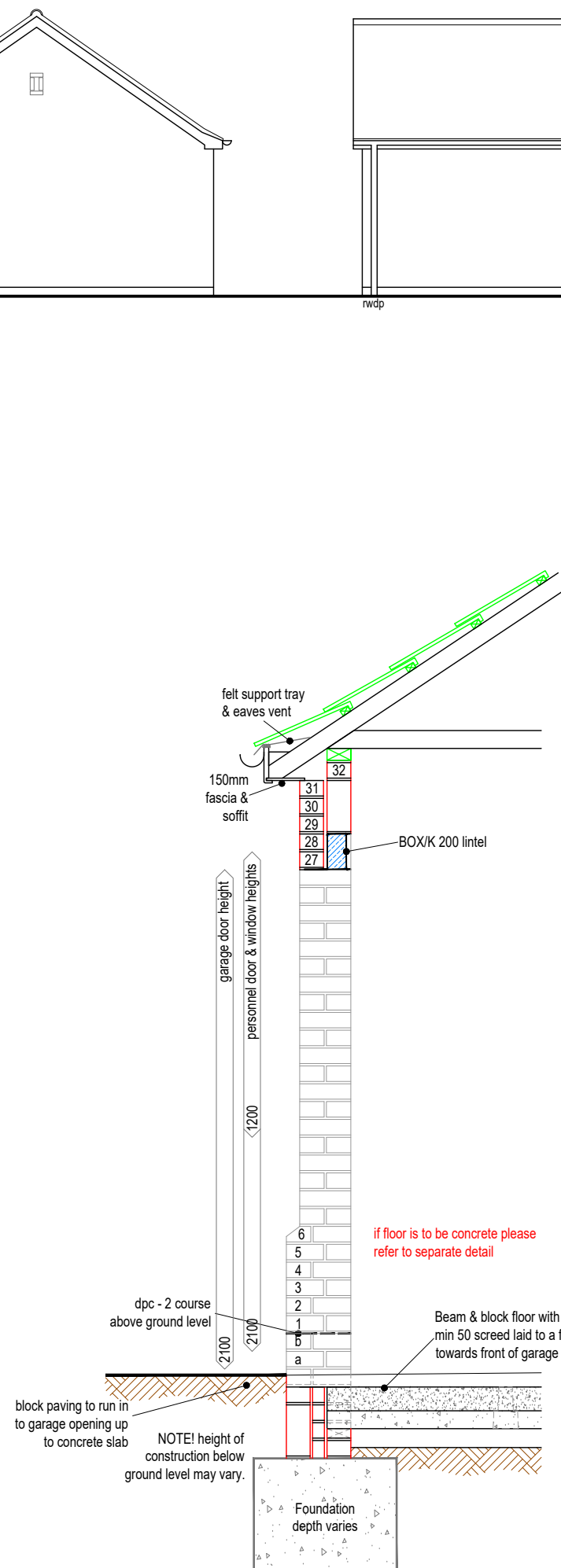


ELEVATIONS 1/100



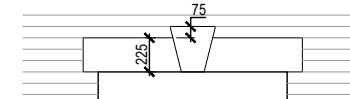
FLOOR PLAN 1/50

For Beam & Block floor please lay additional leaf of block work in areas hatched in blue for beams to sit on



TYPICAL SECTION 1/25

WINDOWS: - Build Style 3
garage door openings to front elevation to receive 215mm tall stone heads with central keystone, design and colour may vary, always refer to site material schedule.
straight soldier course detail to above and below of all windows & above all doors on side and rear elevations.
for further details please refer to the site material schedule and standard build styles drawing.



Rev.	Details	Drawn by	Date Approved
<p>KEIGAR HOMES LTD</p> <p>KEIGAR LODGE CANBERRA VIEW BARTON-UPON-HUMBER NORTH LINCOLNSHIRE DN15 5GR Tel: 01652 631939 Fax: 01652 631938</p>			
<p>Project Title:</p> <p>Garage Plot 40 Applefields Front to back roof</p>			
<p>Drawing Title:</p> <p>Plans & Elevations</p>			
Drawn by:	NwP	Date:	06.08.25
Scale:	as shown @ A3		
Drawing No:	GA/AP/P40		