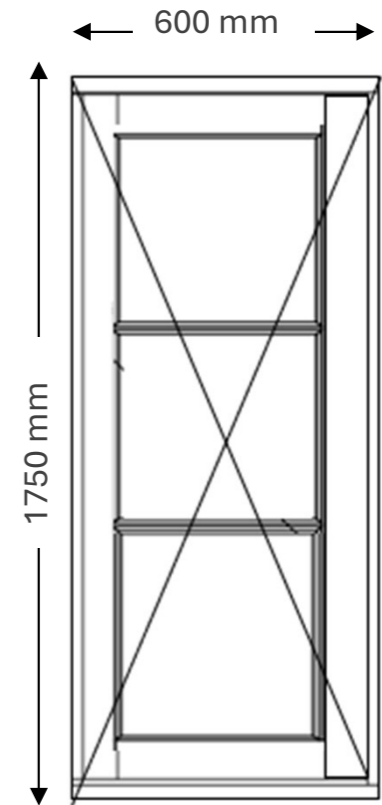


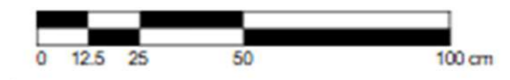
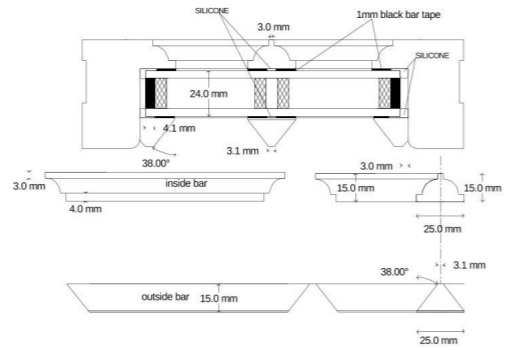
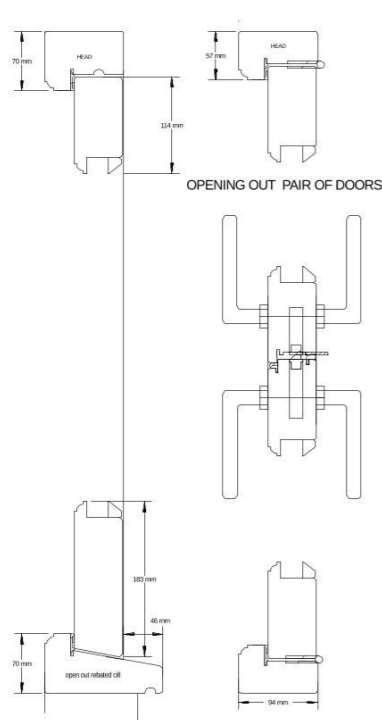
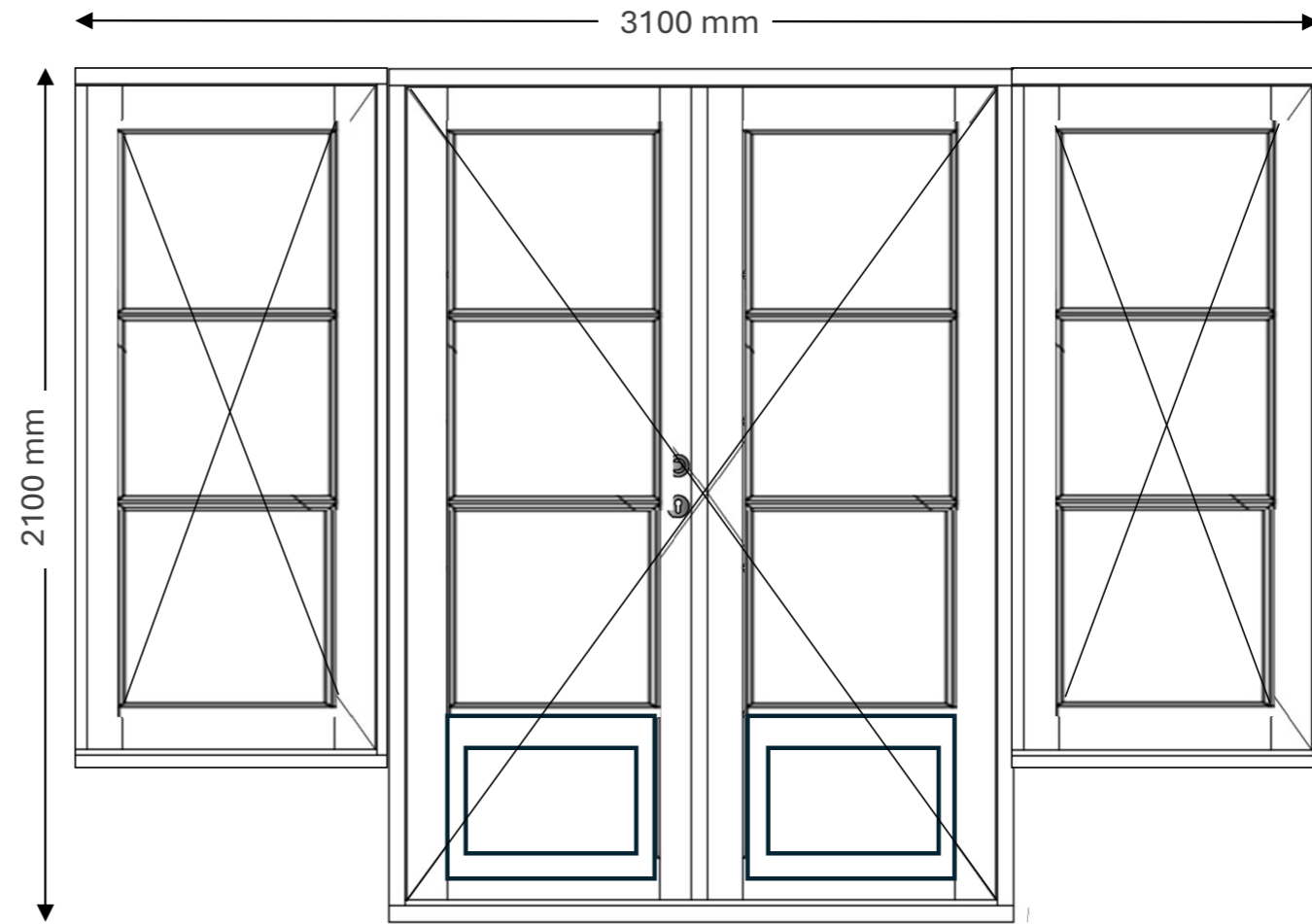
Material	Manufactured in Accoya high-performance modified wood or hardwood, sourced from sustainable and managed forestry (FSC or PPEC certified)
Mechanism	The door leaf is hung on the 3D adjustable door hinges and locked by multipoint lock
Security (optional)	Fully tested to Secure by design standards PAS 24:2012
Weatherseal	The door is fully weather sealed to BS EN 6375-1 2009
Glass	The door is factory glazed and can take dual or triple sealed units up to 32mm thickness
Thermal Performance	Thermal performance is calculated by the standards of EN ISO 10077-1:2006 and typically this door achieves a U-value of 1.6 W/m ² K or better
Glazing Bars	Applied bars are used to achieve the slim section of traditional glazing bars. These are applied with double sided glazing tape to both faces of the sealed unit and capped with clear silicone
Cills	Manufactured in Hardwood with aluminium threshold
Fittings	Door lever or pull handles with options in colour and finish
Letter plates	Weather sealed letter plate with options in colour and finish
Factory Finishing	To ensure the smooth operation and optimum performance of the door, we apply 3 coats of sprayed applied microporous water based paint system

Rear Extension Windows

Side windows:
Garden room [rear] x4,
Rear extension [side] X 3

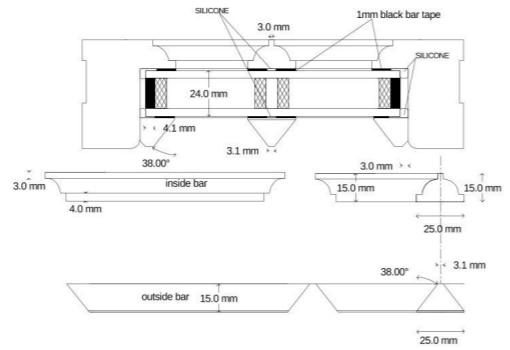
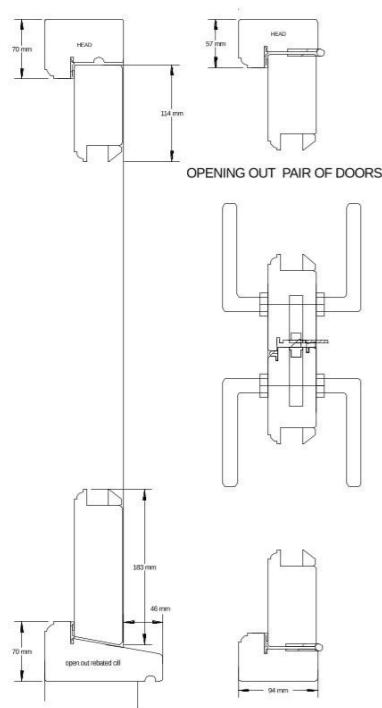
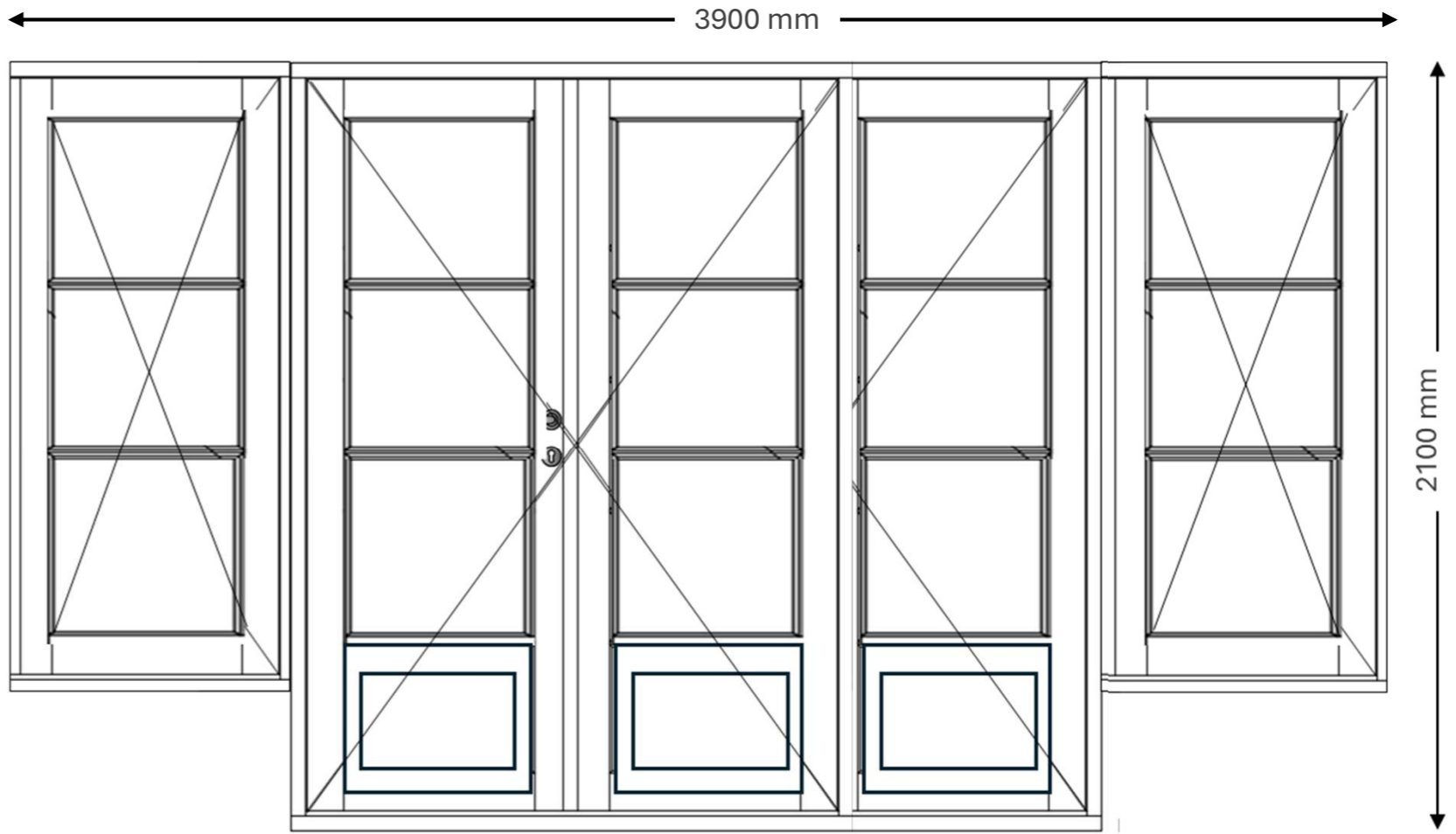


Rear French doors & panels x 1
Garden room French doors & panels x 1



Material	Manufactured in Accoya high-performance modified wood or hardwood, sourced from sustainable and managed forestry (FSC or PFEC certified)
Mechanism	The door leaf is hung on the 3D adjustable door hinges and locked by multipoint lock
Security (optional)	Fully tested to Secure by design standards PAS 24:2012
Weatherseal	The door is fully weather sealed to BS EN 6375-1 2009
Glass	The door is factory glazed and can take dual or triple sealed units up to 32mm thickness
Thermal Performance	Thermal performance is calculated by the standards of EN ISO 10077-1:2006 and typically this door achieves a U-value of 1.6 W/m ² K or better
Glazing Bars	Applied bars are used to achieve the slim section of traditional glazing bars. These are applied with double sided glazing tape to both faces of the sealed unit and capped with clear silicone
Cills	Manufactured in Hardwood with aluminium threshold
Fittings	Door lever or pull handles with options in colour and finish
Letter plates	Weather sealed letter plate with options in colour and finish
Factory Finishing	To ensure the smooth operation and optimum performance of the door, we apply 3 coats of sprayed applied microporous water based paint system

Rear French doors & panels x 1



Garden room front elevation:

