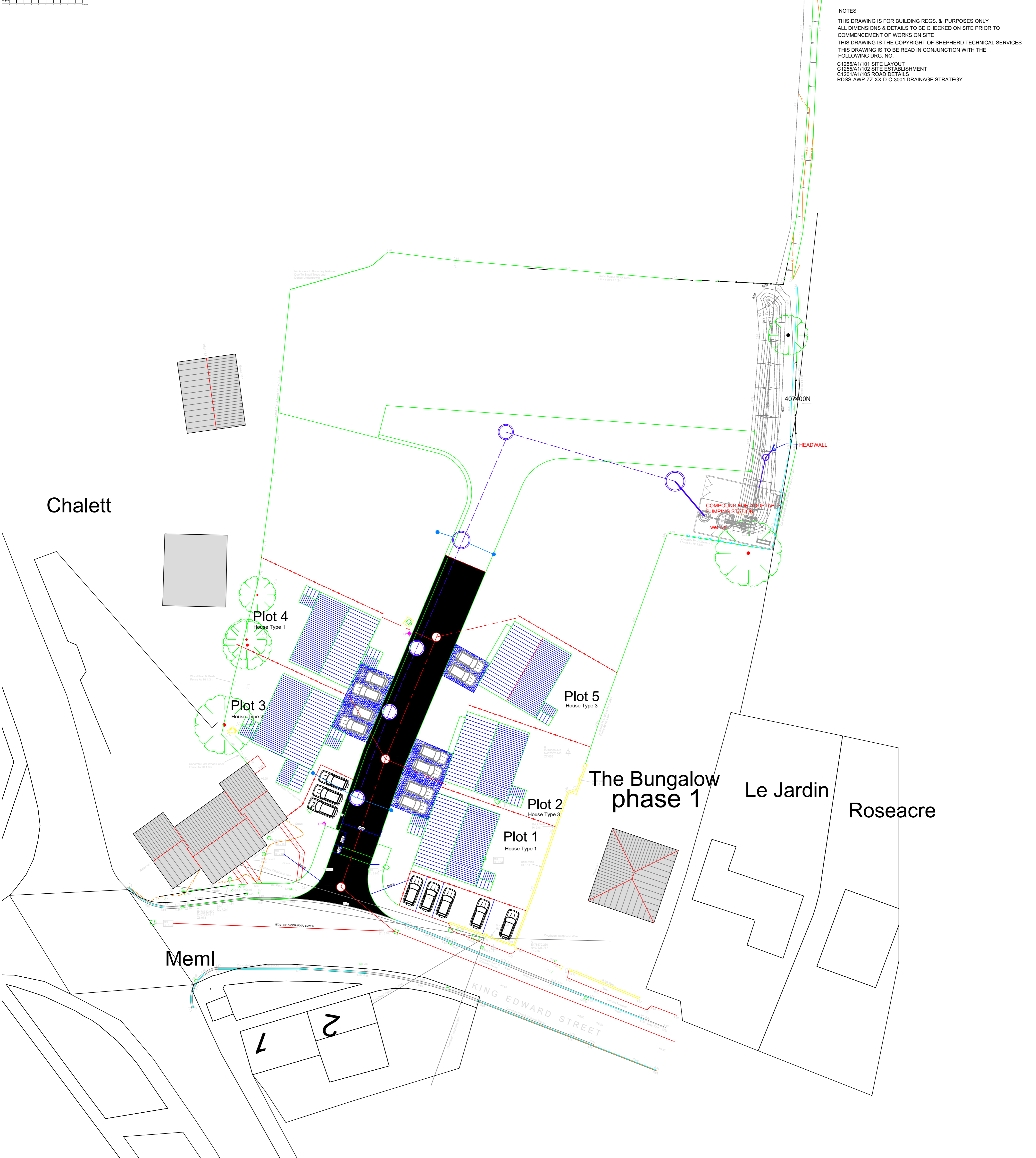


NOTES
 THIS DRAWING IS FOR BUILDING REGS. & PURPOSES ONLY
 ALL DIMENSIONS & DETAILS TO BE CHECKED ON SITE PRIOR TO
 COMMENCEMENT OF WORKS ON SITE
 THIS DRAWING IS THE COPYRIGHT OF SHEPHERD TECHNICAL SERVICES
 THIS DRAWING IS TO BE READ IN CONJUNCTION WITH THE
 FOLLOWING DRG. NO.
 C1255/A1/101 SITE LAYOUT
 C1255/A1/102 SITE ESTABLISHMENT
 C1201/A1/105 ROAD DETAILS
 RDSS-AWP-ZZ-XX-D-C-3001 DRAINAGE STRATEGY



Chalett

Meml






The Bungalow
phase 1

Le Jardin

Roseacre

KING EDWARD STREET

LEGEND

-  SURFACE WATER DRAIN
-  FOUL WATER DRAIN
-  TARMAC PARKING BAYS
-  TARMAC ACCESS ROAD & SERVICE STRIP
-  LAMP POST BY SPECIALIST SUB CONTRACTOR

Rev	Date	Description
A	09.01.26	Issued for Discharge of Conditions

Issued for : Discharge of Conditions-PA/2023/98

Client-Scheme
 Mr. G & M. Mattu
 PROPOSED RE-DEVELOPMENT OF LAND
 TO CREATE 5no. DETACHED DWELLINGS
 AT FORMER SIR SOLOMON INN (PH)
 KING EDWARD ST. BELTON NORTH LINC'S
 PHASE 1

Site Layout

Shepherd Technical Services
 2 Church Lane
 Scunthorpe
 North Lincolnshire
 DN15 7AE
 Tel : 01724 330769
 Mob: 07988 215614

SHEPHERD TECHNICAL SERVICES
 Architectural, Civil & Structural Design Consultants

Date	JAN 26
Scale	1:250@A1-1:500@A3
Drawn	DS
Checked	

C1255/ A1 /101 rev A