

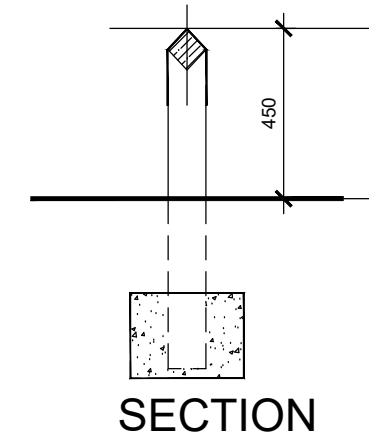
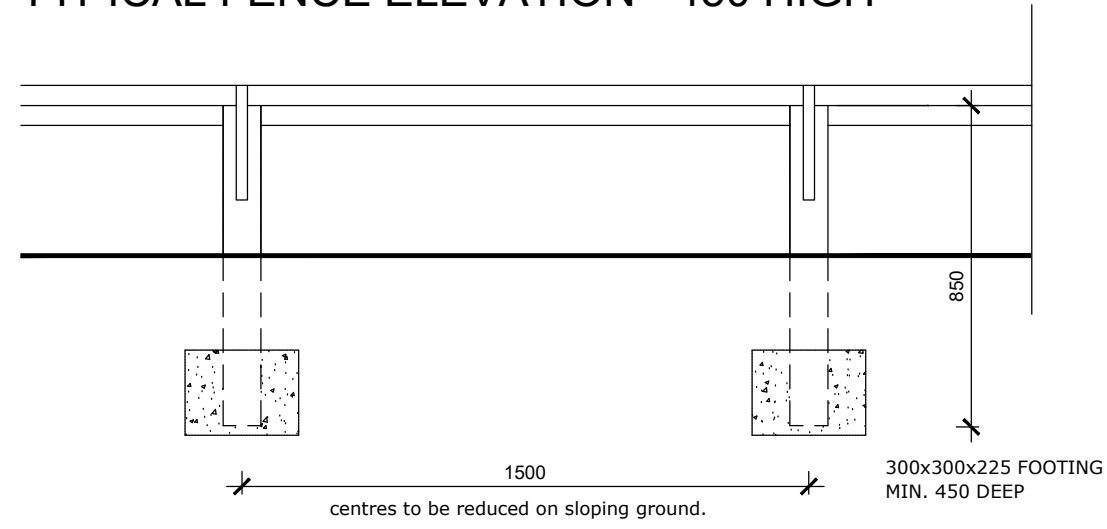
All work to be carried out in accordance with the requirements of the Building Regulations, Water Authority and the Construction (Design and Management) Regulations currently in force.

Do not scale from this drawing. Architect to be notified of any discrepancies.


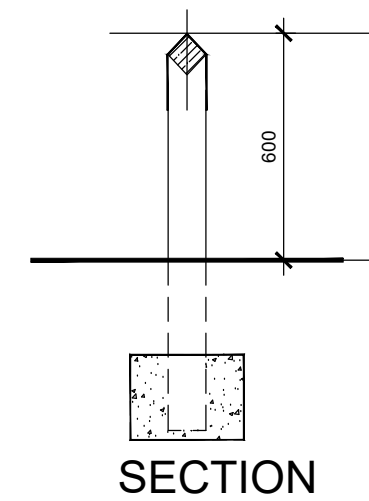
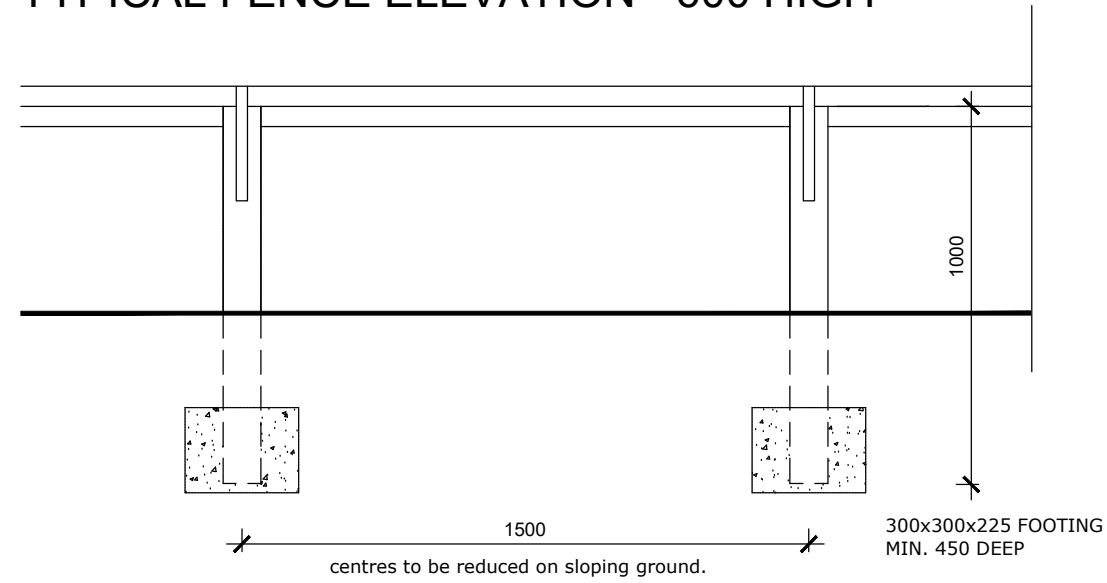
Verify relevant dimensions on site before commencing work or preparing shop drawings. This drawing is copyright.

Rev:	Date:	Action:	Initials:
A	21.11.18	450mm High Knee Rail Added To Standard Detail	MM

TYPICAL FENCE ELEVATION - 450 HIGH



TYPICAL FENCE ELEVATION - 600 HIGH



FENCE SPECIFICATION:
 100x100 POSTS 1050 LONG.
 75x75 RAIL 3000 LONG.
 30x2.5 GALVANISED MS
 STRAPS 500 LONG
 FIXED WITH 50mm GMS CLOUT NAILS



SD10.EX.22

homes by **strata**

strata homes limited quay point lakeside doncaster DN4 5PL
 T 01302 308508 F 01302 308501 www.homesbystrata.co.uk

scale: 1:20 | drawn by: MRB | date: DEC 2014

Project: STANDARD DETAIL

Drawing: KNEE RAIL DETAILS
 0.45m & 0.6m HIGH TYPES

Drawing Number: SD10.EX.22	Revision: A
----------------------------	-------------