


The Statutory Biodiversity Metric Start page

Project details			
Planning authority:	North Leics		
Project name:	Keyo Agricultural Services Ltd, Brigg		
Applicant:	Keyo Agricultural Services Ltd, Brigg		
Application type:	Full		
Planning application reference:			
Completed by:	Kevin Johnson MCIEEM		
Date of metric completion:	15 January 2026		
Reviewer:			
Calculation iteration:			
Planning authority reviewer:			
Date of planning authority review:			
Target % net gain:	10%		
Irreplaceable habitat present at baseline:	No ✓		
Total site area - including irreplaceable habitat area (hectares):	1.40	Irreplaceable habitat site area (hectares):	0.00
Total off-site area - including irreplaceable habitat area (hectares):	N/A	Irreplaceable habitat area off-site (hectares):	N/A

Cell style conventions	
	Attention required
	Input error/rules and principles not met
	Use of this cell is not appropriate
	Enter data
	Automatic lookup
	Result

On-site baseline map Insert



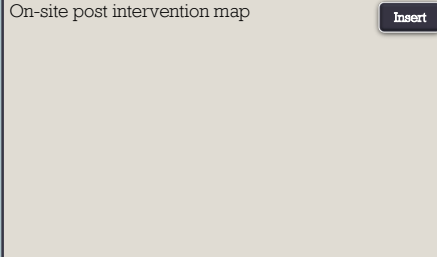
On-site baseline map reference number

Off-site baseline map Insert



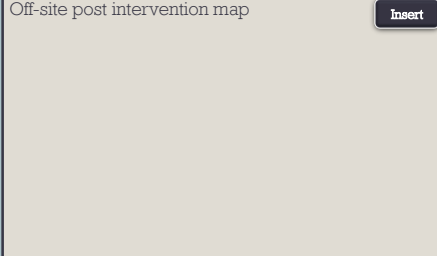
Off-site baseline map reference number

On-site post intervention map Insert



On-site post-intervention map reference number

Off-site post intervention map Insert



Off-site post-intervention reference number

Main menu

Results

View all

Reset view

The Statutory Biodiversity Metric Main menu

Key

- Area habitats
- Hedgerows and lines of trees
- Watercourses

Start page Technical data Results

Tree helper

Tree size	Number of trees and area (ha) for each condition state					
	Poor	Area	Moderate	Area	Good	Area
Small	0.0000		1	0.0041		0.0000
Medium		0.0000		0.0000		0.0000
Large		0.0000		0.0000		0.0000
Very large		0.0000		0.0000		0.0000
Total	0	0.0000	1	0.0041	0	0.0000



On-site baseline

- A-1 On-site Area Habitat Baseline
- B-1 On-site Hedge Baseline
- C-1 On-site Watercourse Baseline

On-site post development

- A-2 On-site Area Habitat Creation
- A-3 On-site Area Habitat Enhancement
- B-2 On-site Hedge Creation
- B-3 On-site Hedge Enhancement
- C-2 On-site Watercourse Creation
- C-3 On-site Watercourse Enhancement

Off-site baseline

- D-1 Off-site Area Habitat Baseline
- E-1 Off-site Hedge Baseline
- F-1 Off-site Watercourse Baseline

Off-site post development

- D-2 Off-site Area Habitat Creation
- D-3 Off-site Area Habitat Enhancement
- E-2 Off-site Hedge Creation
- E-3 Off-site Hedge Enhancement
- F-2 Off-site Watercourse Creation
- F-3 Off-site Watercourse Enhancement

The Statutory Biodiversity Metric Results

[Return to start
page](#)

[Headline results](#)

[Detailed results](#)

[Habitat trading
summaries](#)

[Off-site
summary](#)

[Irreplaceable
habitats summary](#)

[Credits Summary](#)

Keyo Agricultural Services Ltd, Brigg
Headline Results
Scroll down for final results

Return to results menu

On-site baseline	Area habitat units	0.78	
	Hedgerow units	0.36	
	Watercourse units	0.00	
On-site post-intervention <small>(Including habitat retention, creation & enhancement)</small>	Area habitat units	0.90	
	Hedgerow units	0.80	
	Watercourse units	0.00	
On-site net change <small>(units & percentage)</small>	Area habitat units	0.12	15.80%
	Hedgerow units	0.14	37.72%
	Watercourse units	0.00	0.00%

Off-site baseline	Area habitat units	0.00	
	Hedgerow units	0.00	
	Watercourse units	0.00	
Off-site post-intervention <small>(Including habitat retention, creation & enhancement)</small>	Area habitat units	0.00	
	Hedgerow units	0.00	
	Watercourse units	0.00	
Off-site net change <small>(units & percentage)</small>	Area habitat units	0.00	0.00%
	Hedgerow units	0.00	0.00%
	Watercourse units	0.00	0.00%

Combined net unit change <small>(Including all on-site & off-site habitat retention, creation & enhancement)</small>	Area habitat units	0.12	
	Hedgerow units	0.14	
	Watercourse units	0.00	
Spatial risk multiplier (SRM) deductions	Area habitat units	0.00	
	Hedgerow units	0.00	
	Watercourse units	0.00	

FINAL RESULTS

Total net unit change <small>(Including all on-site & off-site habitat retention, creation & enhancement)</small>	Area habitat units	0.12	
	Hedgerow units	0.14	
	Watercourse units	0.00	
Total net % change <small>(Including all on-site & off-site habitat retention, creation & enhancement)</small>	Area habitat units	15.80%	
	Hedgerow units	37.72%	
	Watercourse units	0.00%	

Trading rules satisfied?	Yes ✓
--------------------------	-------

Unit Type	Target	Baseline Units	Units Required	Unit Deficit
Area habitat units	10.00%	0.78	0.86	0.00
Hedgerow units	10.00%	0.36	0.40	0.00
Watercourse units	10.00%	0.00	0.00	0.00

No additional area habitat units required to meet target ✓
 No additional hedgerow units required to meet target ✓
 No additional watercourse units required to meet target ✓



