



CARRIAGEWAY WIDENING
ALONG THE NORTHERN VERGE

PROPOSED ISLAND TO
ENFORCE THE LEFT OUT
ARRANGEMENT FOR ALL VEHICLES

CARRIAGEWAY NARROWS
TO EXISTING FOLLOWING
THE JUNCTION

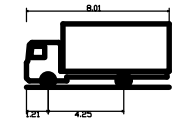
4.5m X 120m
VISIBILITY SPLAYS

NEW PEDESTRIAN REFUGE ON THE A18
TO FACILITATE CROSSING TO/FROM
EXISTING PUBLIC RIGHT OF WAYS

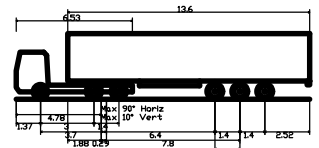
VEHICLES ACCESSING/
EGRESSING THE SITE

NOTES

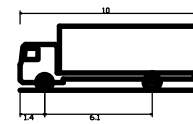
- DO NOT SCALE FROM THIS DRAWING MANUALLY OR ELECTRONICALLY.
- THIS DRAWING IS TO BE READ IN CONJUNCTION WITH ALL OTHER RELEVANT PROJECT INFORMATION.
- ALL DATUM LEVELS ARE IN METRES AND DIMENSIONS ARE IN MILLIMETRES UNLESS OTHERWISE STATED.



7.5t Box Van
Overall Length 8.010m
Overall Width 2.100m
Overall Body Height 3.556m
Min Body Ground Clearance 0.351m
Track Width 2.364m
Lock to lock time 4.00s
Kerb to Kerb Turning Radius 7.400m



Max Legal Length (UK) Articulated Vehicle (16.5m)
Overall Length 16.500m
Overall Width 2.550m
Overall Body Height 3.681m
Min Body Ground Clearance 0.411m
Max Track Width 2.500m
Lock to lock time 6.00s
Kerb to Kerb Turning Radius 6.530m



ETA Design 13/18 Tonne Rigid Vehicle (2016)
Overall Length 10.000m
Overall Width 2.550m
Overall Body Height 3.645m
Min Body Ground Clearance 0.440m
Track Width 2.470m
Lock to lock time 5.00s
Kerb to Kerb Turning Radius 11.000m

Rev	Date	Amendment Details	Dr'n	Chk'	App'
P03	02.12.2025	AMENDED FOLLOWING COMMENTS	DM	IB	IB
P02	05.09.2025	AMENDED FOLLOWING COMMENTS	DM	IB	IB
P01	02.09.2025	FIRST ISSUE	DM	IB	IB

This drawing should not be relied on or used in circumstances other than those for which it was originally prepared and for which Sweco UK Limited was commissioned. Sweco UK Limited accepts no responsibility for this drawing to any party other than the person by whom it was commissioned. Any party which breaches the provisions of this disclaimer shall indemnify Sweco UK Limited for all loss or damage arising therefrom.
COPYRIGHT © Sweco 2024

3rd Floor,
1 New York Street
Manchester
M1 4HN
Tel: +44 (0)161 927 4830
Web: www.sweco.co.uk



Client
CENTRICA POWER

Project Title
SINGLETON BIRCH

Drawing Title
PROPOSED ACCESS JUNCTION INCLUDING VISIBILITY SPLAYS AND SWEEP PATH ANALYSIS

Purpose Of Issue
PRELIMINARY

Status	Status Description			
S0	INITIAL STATUS OR WIP			
Drawn	Designed	Checked	Approved	
DM	DM	IB	IB	

Sheet Size	Scale	Sweco Ref	Revision
A3	1:1000	65216055	P03

Drawing Number
65216055-SWE-XX-ZZ-D-TP-0002a