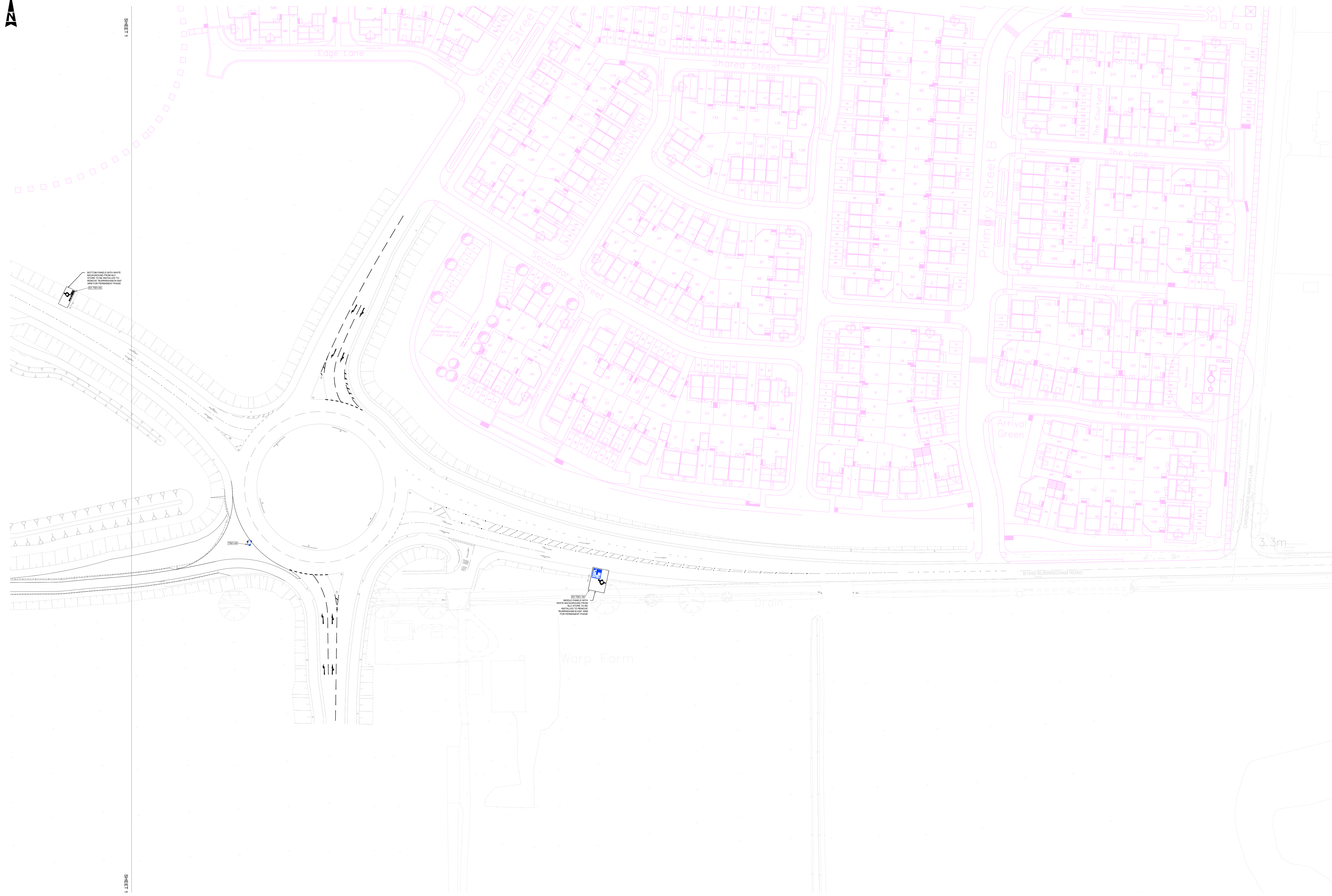




SHEET 1



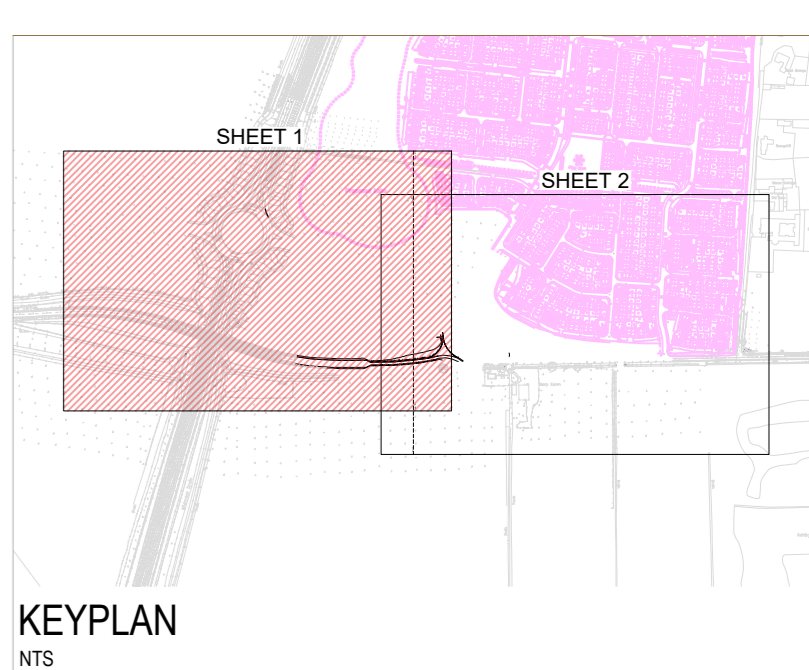
BOTTOM PANELS WITH WHITE BACKGROUND COLOURS TO MATCH SURROUNDING AREA. REDUCE TRANSMITTANCE OF LIGHT FOR FOOTWAY LIGHTING. SEE TABLE 1.

RETRACTIBLE WHITE PANELS WITH WHITE BACKGROUND COLOURS TO MATCH SURROUNDING AREA. REDUCE TRANSMITTANCE OF LIGHT FOR FOOTWAY LIGHTING. SEE TABLE 1.

- NOTES:**
- THESE NOTES ARE INTENDED TO AUGMENT DRAWINGS AND SPECIFICATIONS. WHERE CONFLICT OF REQUIREMENTS EXIST THE ORDER OF PRECEDENCE SHALL BE AS SHOWN IN THE SPECIFICATION. OTHERWISE THE STRICTEST PROVISION SHALL GOVERN.
 - THIS DRAWING IS TO BE READ IN CONJUNCTION WITH ALL OTHER RELEVANT ENGINEERS AND ARCHITECTS DRAWINGS.
 - DRAWINGS NOT TO BE SCALED. ALL DIMENSIONS TO BE CHECKED ON SITE BY THE CONTRACTOR. ANY DISCREPANCIES TO BE NOTIFIED TO THE ENGINEER AND FURTHER INSTRUCTIONS OBTAINED BEFORE WORK IS COMMENCED.
 - ALL DRAWINGS SHOULD BE READ IN CONJUNCTION WITH MCHW SPECIFICATION FOR HIGHWAY WORKS.
 - DIAGRAM NUMBERS TO TRAFFIC SIGN REGULATIONS AND GENERAL DIRECTIONS (TRSD) 2016, ROAD STUD COLOURS AND SPACING AS INDICATED IN LIVING LABELS.
 - SIGN FACES / POSTS MUST BE LOCATED A MINIMUM 450mm OFFSET FROM THE CARRIAGEWAY.

- DISCLAIMER:**
- ALL DOCUMENTS ("DESIGNS") PREPARED BY THE CONSULTANT ARE CONFIDENTIAL TO THE CLIENT AND THEIR PROFESSIONAL ADVISERS. THEY MUST NOT BE SHARED, REPRODUCED OR RELIED UPON BY THIRD PARTIES. THE CONSULTANT ACCEPTS NO LIABILITY FOR ANY USE BEYOND THE ORIGINAL INTENDED PURPOSE.
 - THE CLIENT MAY REPRODUCE THE DESIGNS ONLY TO COMPLETE THE INTENDED PROJECT. THE CONSULTANT IS NOT LIABLE FOR ANY OTHER USE.
 - NEITHER PARTY MAY DISCLOSE CONFIDENTIAL BUSINESS INFORMATION WITHOUT CONSENT EXCEPT TO PROFESSIONAL ADVISERS, INSURERS, OR AS REQUIRED BY LAW.

- KEYLEGEND:**
- PROPOSED TRAFFIC SIGN
 - EXISTING TRAFFIC SIGN
 - EXISTING BOLLARD WITH 400mm SIGN FACE TO DIAG. 610 "KEEP LEFT"
 - EXISTING REFLECTIVE BOLLARD WITH BANK ASPECT



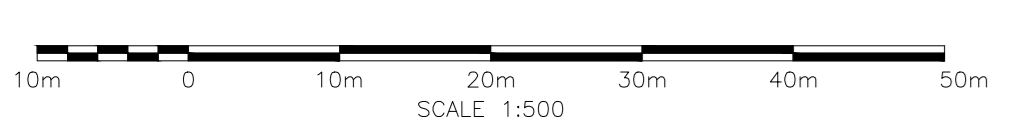
PO1	FOR APPROVAL	27.03.26	BH	JEK	BH
PO2	FIRST ISSUE	06.03.26	2A	JEK	BH
Rev	Description	Date	By	Chk	App

Alan Wood & Partners
www.alanwood.co.uk

Locations:
Hull
Leeds
Lincoln
Scarborough
Sheffield
Stockton-on-Tees
York

Engineer / Manage / Deliver /

Issuing Office:
York Office
Omega 2
Monks Cross Drive
York
YO32 9GZ
eng@alanwood.co.uk
T. 01904 611594



JOB NO. 53335: N.L.C. M181 SOUTHERN JUNCTION - PHASE 2 BY 450 SPUR AND EAST ROUNDABOUT (PERMANENT PHASE) DRAWING REFERENCE TABLE

DOCUMENT TITLE	DOCUMENT REFERENCE	DOCUMENT TITLE	DOCUMENT REFERENCE
SITE LAYOUT	SER.AWP.ZZ.01.DR.C.3101.3102	PAVEMENT	SER.AWP.ZZ.07.DR.C.3101.3102
ALIGNMENT PLAN	SER.AWP.ZZ.01.DR.C.3103.3102	KERBS AND FOOTWAYS	SER.AWP.ZZ.11.DR.C.3101.3102
CONTROL PLAN	SER.AWP.ZZ.01.DR.C.3103.3101	ROAD MARKINGS	SER.AWP.ZZ.03.DR.C.3101.3102
CROSS SECTIONS	SER.AWP.ZZ.01.DR.C.3104	TRAFFIC SIGNS & FOUNDATION DETAILS	SER.AWP.ZZ.11.DR.C.3110.3111 & 3201.3202
SOPHISTS	SER.AWP.ZZ.01.DR.C.3103.3101	HIGHWAY LIGHTING	SER.RL06.ZZ.13.D.C.1301
SITE CLEARANCE	SER.AWP.ZZ.03.DR.C.3101.3102 & SER.RL06.ZZ.02.D.C.0201	ELECTRICAL SCHEMATIC & STANDARDS DETAILS	SER.RL06.ZZ.14.D.C.1401.1406
FENCING	SER.AWP.ZZ.03.DR.C.3101.3102	LANDSCAPING	SER.RH02.ZZ.01.D.L.003.0004 & 9006
DRAINAGE	SER.AWP.ZZ.05.D.C.301.3005		

Project: M181 SOUTHERN JUNCTION - PHASE 2 BY 450 SPUR AND EAST ROUNDABOUT

Client: NORTH LINCOLNSHIRE COUNCIL

Drawn: TRAFFIC SIGNS (PERMANENT PHASE) - SHEET 2

Rev: CIVIL ENGINEER

Drawing Status: FOR APPROVAL

Submittal Code: S4

Job no: 53335 **Scale:** A3 1:500 **Rev:** PO2

Project Outputs: Draw, Level, Type, Risk Number

Project Name: SER - AWP - ZZ - 12 - DR - C - 3112