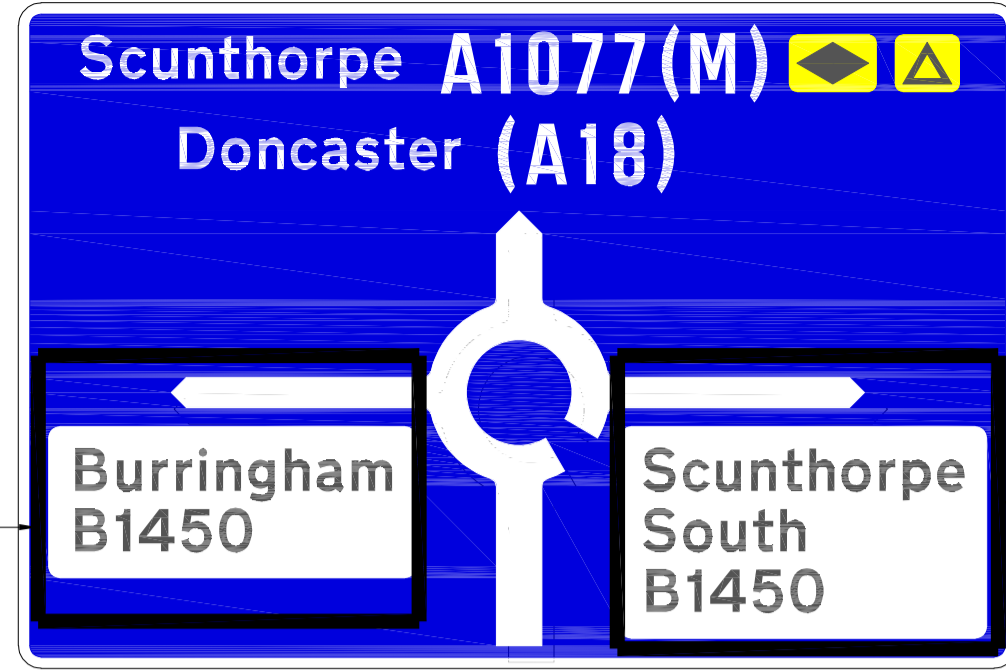


Project Name:	M181 ROUNDABOUT
Sign Ref:	TS-01-01
Calculation Ref:	C10108-CAL-001
Max Sign Height:	9.00
Cat 0 Check Required:	No
Cat 0 Certificate Ref:	n/a
SIGN FACE DETAILS	
No. Sign Faces:	1
Sign Arrangement:	n/a
TSRGD Diag. No.:	n/a
Sign X-Height:	200
Sign Face Height (mm):	4400
Sign Face Width (mm):	6600
Sign Face Area (m2):	29.11
Sign Face Material:	RA2
Sign Illumination:	No

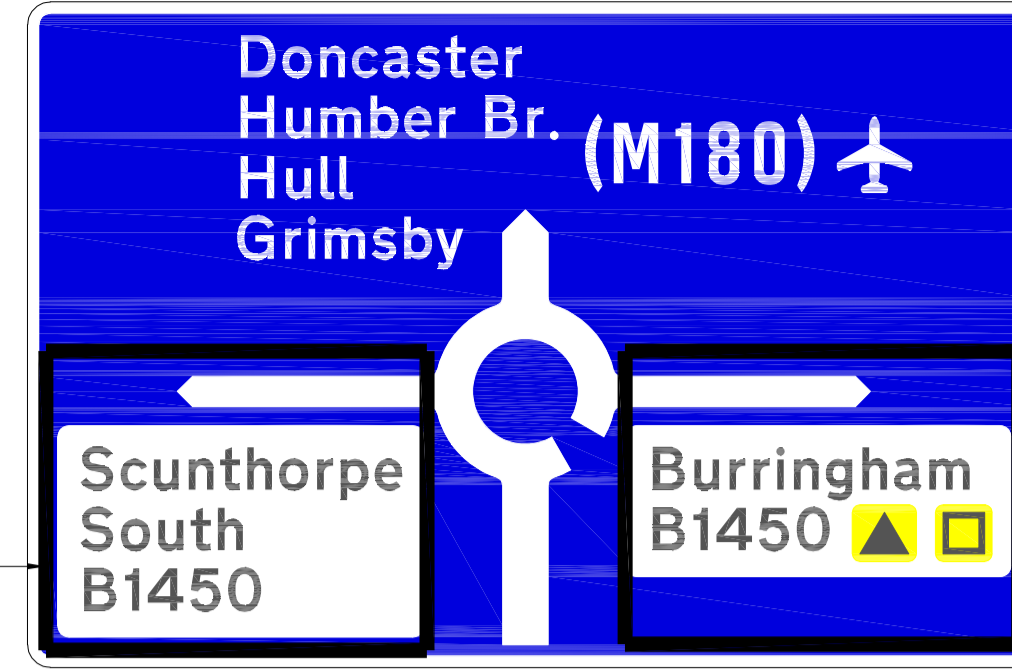


PATCH PANEL TO MATCH COLOUR OF PROPOSED SIGN.

PATCH PANEL TO MATCH COLOUR OF PROPOSED SIGN.

SEE DRAWING NO. LLHI-AWP-01-12-DR-D-0105 FOR DETAILS

Project Name:	M181 ROUNDABOUT
Sign Ref:	TS-01-04
Calculation Ref:	C10108-CAL-001
Max Sign Height:	9.00
Cat 0 Check Required:	No
Cat 0 Certificate Ref:	n/a
SIGN FACE DETAILS	
No. Sign Faces:	1
Sign Arrangement:	n/a
TSRGD Diag. No.:	n/a
Sign X-Height:	200
Sign Face Height (mm):	4400
Sign Face Width (mm):	6700
Sign Face Area (m2):	29.48
Sign Face Material:	RA2
Sign Illumination:	No

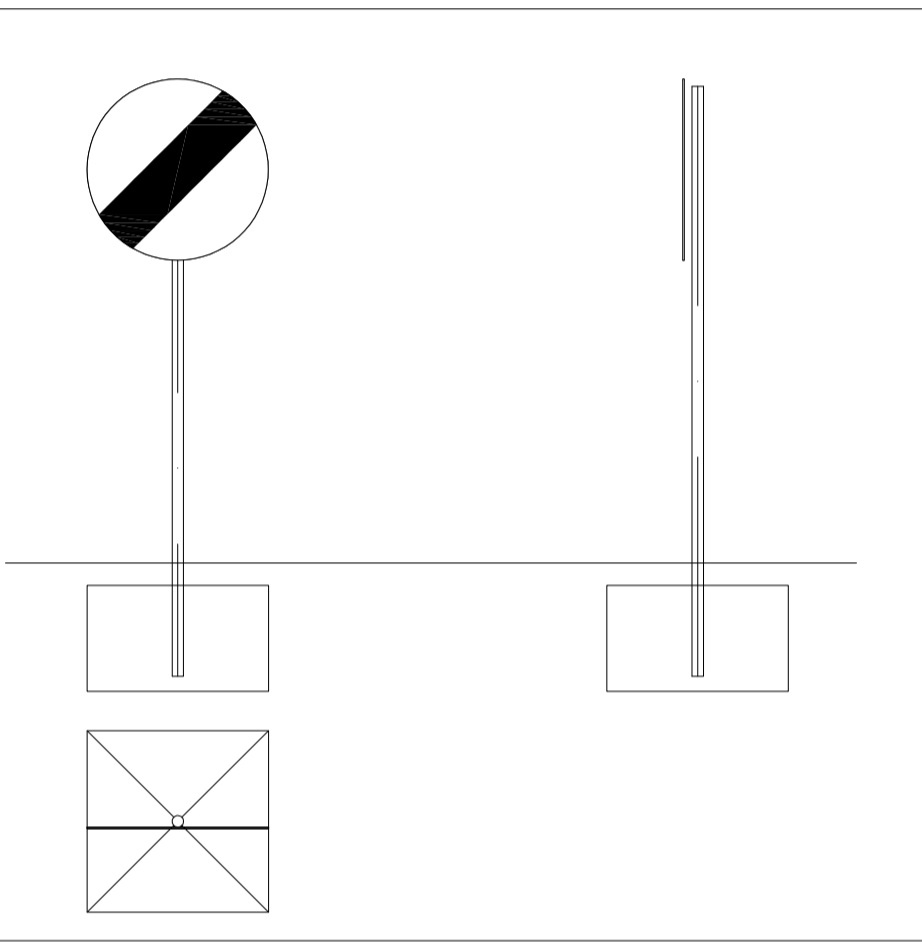


PATCH PANEL TO MATCH COLOUR OF PROPOSED SIGN.

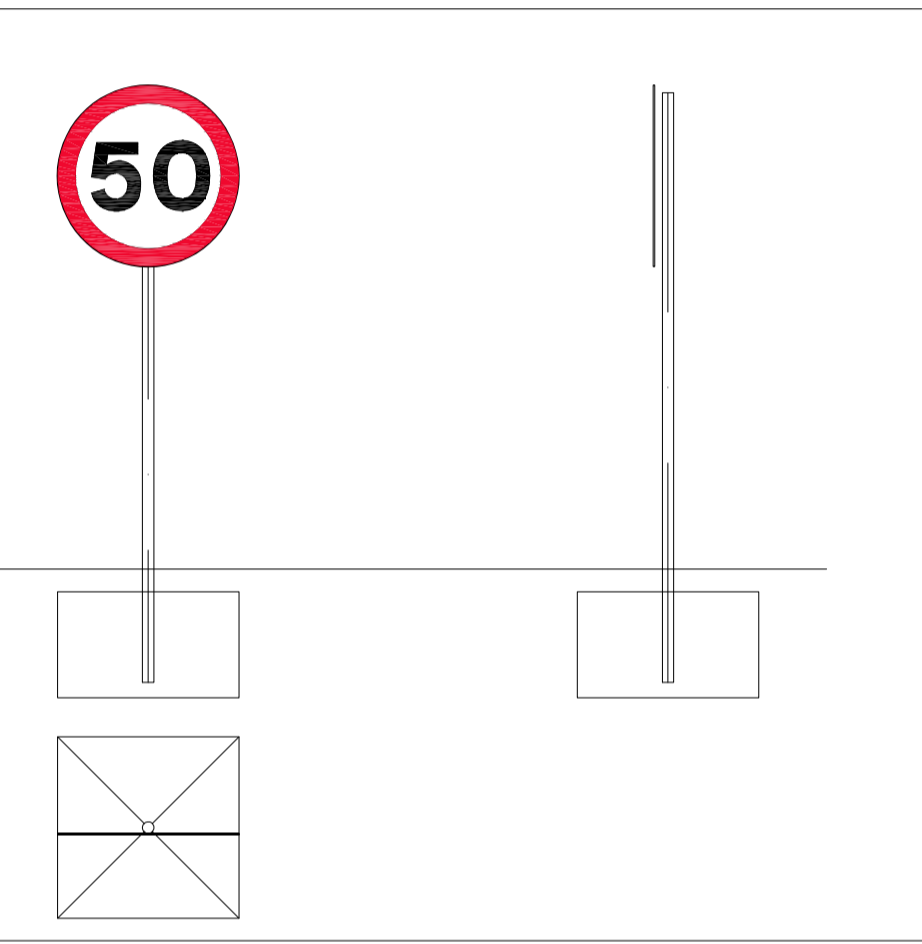
PATCH PANEL TO MATCH COLOUR OF PROPOSED SIGN.

SEE DRAWING NO. LLHI-AWP-01-12-DR-D-0105 FOR DETAILS

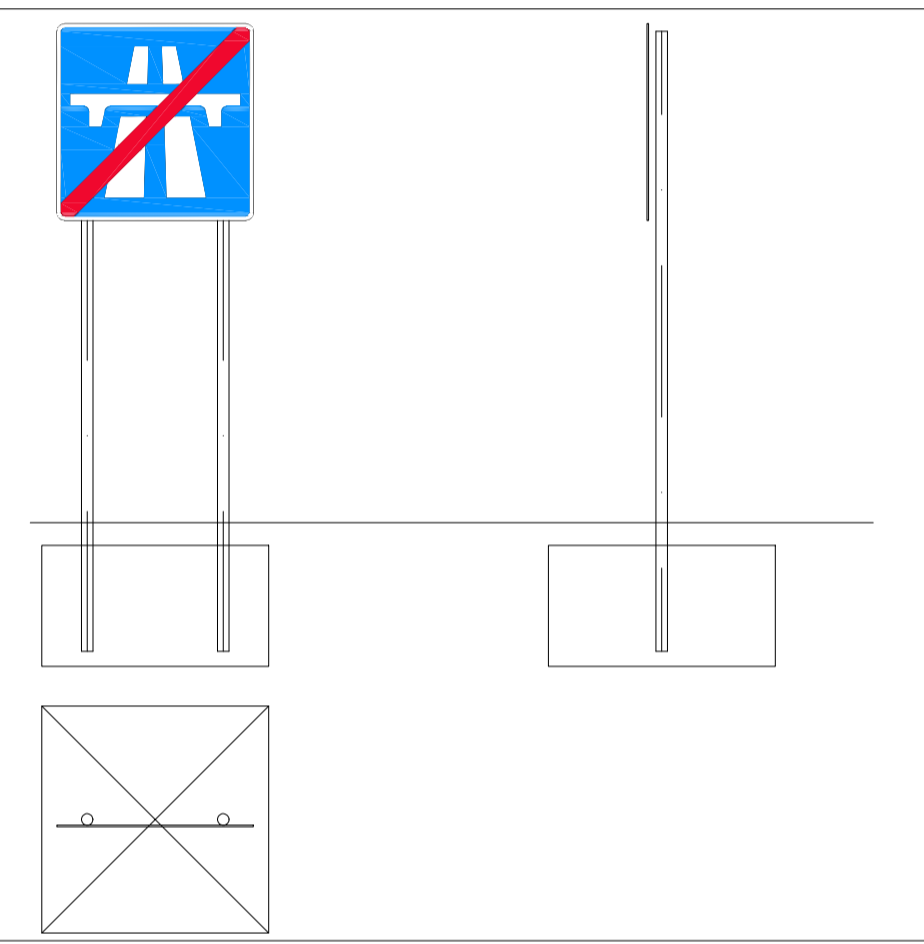
Project Name:	M181 ROUNDABOUT
Sign Ref:	TS-01-05
Calculation Ref:	20011-LE-01-12-CA-D-0005
Max Sign Height:	3.20
Cat 0 Check Required:	No
Cat 0 Certificate Ref:	n/a
SIGN FACE DETAILS	
No. Sign Faces:	1
Sign Arrangement:	n/a
TSRGD Diag. No.:	671
Sign X-Height:	100
Sign Face Height (mm):	1200
Sign Face Width (mm):	1200
Sign Face Area (m2):	1.13
Sign Face Material:	RA2
Sign Illumination:	Yes
SIGN POST DETAILS	
Number Of Posts:	1
Post Centres (mm):	n/a
Steel Grade:	S275
Mounting Height (mm):	2000
Post Section:	76.1x3.2
Post Length (mm):	3900
FOUNDATION DETAILS	
Number Of Foundations:	1
Concrete Specification:	S14
Earth Cover (mm):	150
Reinforcement Type:	n/a
Foundation Width (mm):	1200
Foundation Length (mm):	1200
Foundation Depth (mm):	700
Foundation Volume (m3):	1.01



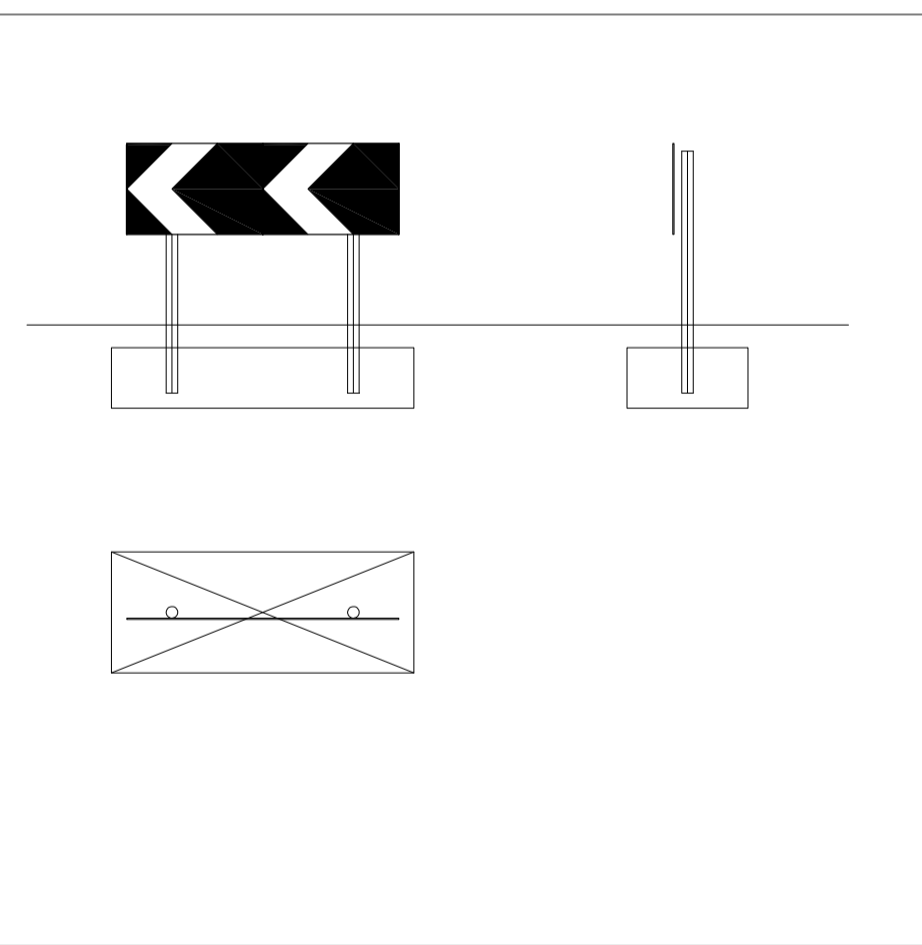
Project Name:	M181 ROUNDABOUT
Sign Ref:	TS-01-06
Calculation Ref:	20011-LE-01-12-CA-D-0006
Max Sign Height:	3.20
Cat 0 Check Required:	No
Cat 0 Certificate Ref:	n/a
SIGN FACE DETAILS	
No. Sign Faces:	1
Sign Arrangement:	n/a
TSRGD Diag. No.:	670-50
Sign X-Height:	100
Sign Face Height (mm):	1200
Sign Face Width (mm):	1200
Sign Face Area (m2):	1.13
Sign Face Material:	RA2
Sign Illumination:	Yes
SIGN POST DETAILS	
Number Of Posts:	1
Post Centres (mm):	n/a
Steel Grade:	S275
Mounting Height (mm):	2000
Post Section:	76.1x3.2
Post Length (mm):	3900
FOUNDATION DETAILS	
Number Of Foundations:	1
Concrete Specification:	S14
Earth Cover (mm):	150
Reinforcement Type:	n/a
Foundation Width (mm):	1200
Foundation Length (mm):	1200
Foundation Depth (mm):	700
Foundation Volume (m3):	1.01



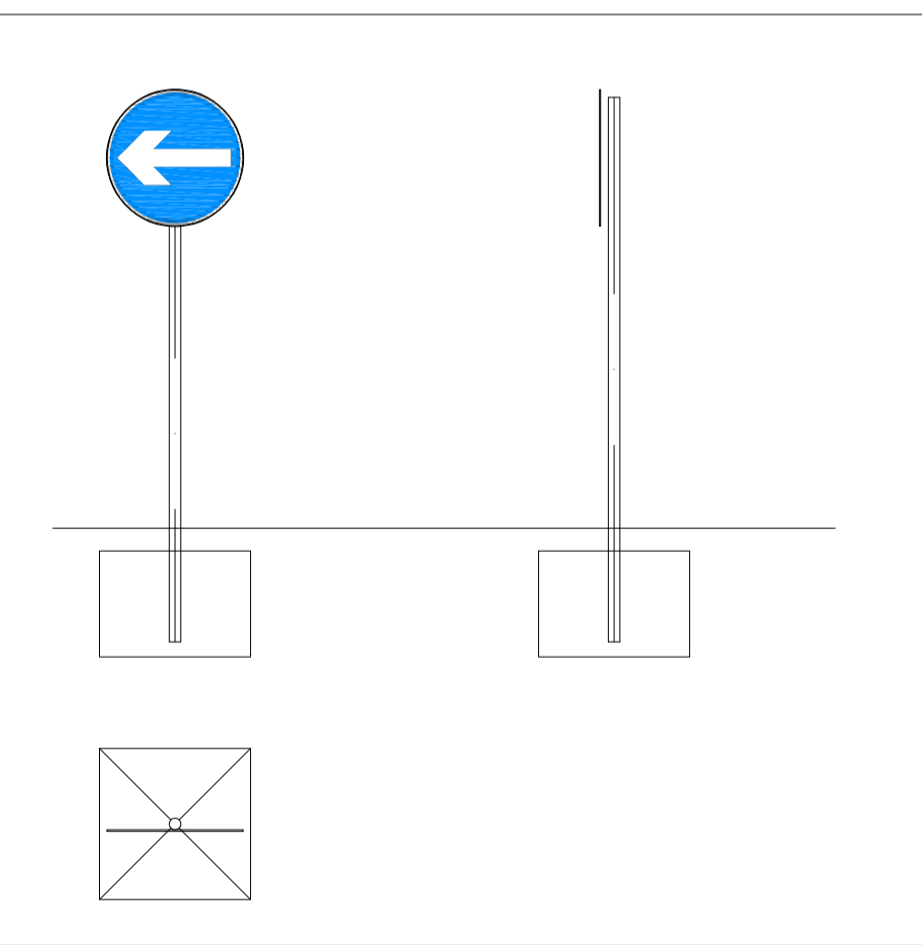
Project Name:	M181 ROUNDABOUT
Sign Ref:	TS-01-09
Calculation Ref:	20011-LE-01-12-CA-D-0009
Max Sign Height:	2.60
Cat 0 Check Required:	No
Cat 0 Certificate Ref:	n/a
SIGN FACE DETAILS	
No. Sign Faces:	1
Sign Arrangement:	n/a
TSRGD Diag. No.:	2931
Sign X-Height:	100
Sign Face Height (mm):	1300
Sign Face Width (mm):	1300
Sign Face Area (m2):	1.69
Sign Face Material:	RA2
Sign Illumination:	No
SIGN POST DETAILS	
Number Of Posts:	1
Post Centres (mm):	900
Steel Grade:	S275
Mounting Height (mm):	2000
Post Section:	76.1x3.2
Post Length (mm):	4100
FOUNDATION DETAILS	
Number Of Foundations:	1
Concrete Specification:	S14
Earth Cover (mm):	150
Reinforcement Type:	n/a
Foundation Width (mm):	1500
Foundation Length (mm):	1500
Foundation Depth (mm):	800
Foundation Volume (m3):	1.80



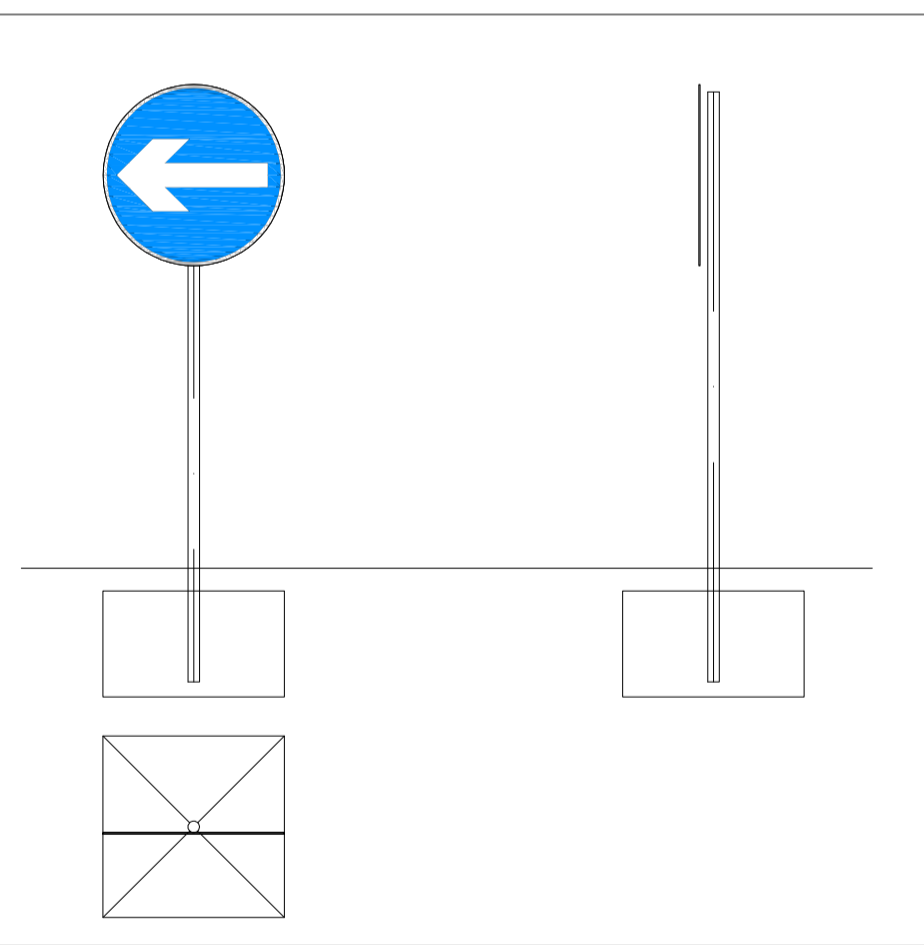
Project Name:	M181 ROUNDABOUT
Sign Ref:	TS-01-10
Calculation Ref:	20011-LE-01-12-CA-D-0010
Max Sign Height:	1.20
Cat 0 Check Required:	No
Cat 0 Certificate Ref:	n/a
SIGN FACE DETAILS	
No. Sign Faces:	1
Sign Arrangement:	n/a
TSRGD Diag. No.:	315
Sign X-Height:	100
Sign Face Height (mm):	600
Sign Face Width (mm):	1800
Sign Face Area (m2):	1.08
Sign Face Material:	RA2
Sign Illumination:	No
SIGN POST DETAILS	
Number Of Posts:	2
Post Centres (mm):	1200
Steel Grade:	S275
Mounting Height (mm):	600
Post Section:	76.1x3.2
Post Length (mm):	1600
FOUNDATION DETAILS	
Number Of Foundations:	1
Concrete Specification:	S14
Earth Cover (mm):	150
Reinforcement Type:	n/a
Foundation Width (mm):	2000
Foundation Length (mm):	800
Foundation Depth (mm):	400
Foundation Volume (m3):	0.64



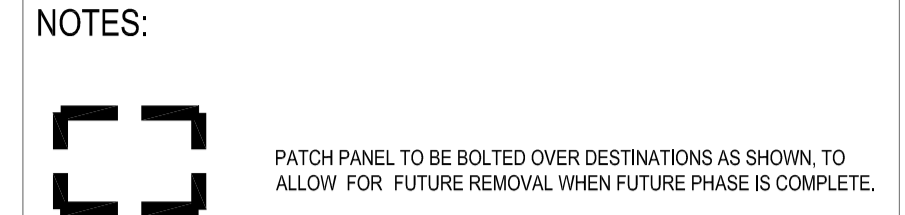
Project Name:	M181 ROUNDABOUT
Sign Ref:	TS-01-13
Calculation Ref:	20011-LE-01-12-CA-D-0013
Max Sign Height:	2.75
Cat 0 Check Required:	No
Cat 0 Certificate Ref:	n/a
SIGN FACE DETAILS	
No. Sign Faces:	1
Sign Arrangement:	n/a
TSRGD Diag. No.:	606
Sign X-Height:	100
Sign Face Height (mm):	900
Sign Face Width (mm):	900
Sign Face Area (m2):	0.84
Sign Face Material:	RA2
Sign Illumination:	Yes
SIGN POST DETAILS	
Number Of Posts:	1
Post Centres (mm):	n/a
Steel Grade:	S275
Mounting Height (mm):	2000
Post Section:	76.1x3.2
Post Length (mm):	3600
FOUNDATION DETAILS	
Number Of Foundations:	1
Concrete Specification:	S14
Earth Cover (mm):	150
Reinforcement Type:	n/a
Foundation Width (mm):	1000
Foundation Length (mm):	1000
Foundation Depth (mm):	700
Foundation Volume (m3):	0.70




Project Name:	M181 ROUNDABOUT
Sign Ref:	TS-01-14
Calculation Ref:	20011-LE-01-12-CA-D-0014
Max Sign Height:	3.20
Cat 0 Check Required:	No
Cat 0 Certificate Ref:	n/a
SIGN FACE DETAILS	
No. Sign Faces:	1
Sign Arrangement:	n/a
TSRGD Diag. No.:	606
Sign X-Height:	100
Sign Face Height (mm):	1200
Sign Face Width (mm):	1200
Sign Face Area (m2):	1.13
Sign Face Material:	RA2
Sign Illumination:	Yes
SIGN POST DETAILS	
Number Of Posts:	1
Post Centres (mm):	n/a
Steel Grade:	S275
Mounting Height (mm):	2000
Post Section:	76.1x3.2
Post Length (mm):	4200
FOUNDATION DETAILS	
Number Of Foundations:	1
Concrete Specification:	S14
Earth Cover (mm):	150
Reinforcement Type:	n/a
Foundation Width (mm):	1200
Foundation Length (mm):	1200
Foundation Depth (mm):	700
Foundation Volume (m3):	1.01



- NOTES:
- FOR DETAILS OF TRAFFIC SIGNS REFER TO APPENDIX 12/1.
 - ALL SIGNS TO BE IN ACCORDANCE WITH THE TRAFFIC SIGNS REGULATIONS AND GENERAL DIRECTIONS 2016.
 - REFER TO DWG. NO. M181-AWP-01-12-DR-D-0104 FOR SPECIFIC DETAILS OF TS-01-001 AND TS-01-004.



C01 FOR CONSTRUCTION	20.05.24	GDV	BH	BH
P01 FIRST ISSUE	29.09.22	CK	RL	JAG
Rev Description	Date	By	Chk	App



Alan Wood & Partners

York Office Omega 2 Monks Cross Drive York YO3 9GZ	Consulting Civil & Structural Engineers Project Managers Building Surveyors
T. 01904 611594 www.alanwood.co.uk	Hull Lincoln London Scarborough Sheffield Leeds T. 01482 442138 T. 01522 300210 T. 02071 860761 T. 01723 865484 T. 01142 440077 T. 01135 311098

Project:	M181/B1450 BIRRINGHAM ROAD ROUNDABOUT				
Client:					
Drawing:	TRAFFIC SIGN SCHEDULE SHEET 1				
Role:	CIVIL ENGINEER				
Status:	FOR CONSTRUCTION				
Job no.	47603	Scale@ A1:	NTS	Rev.	C01
Project Originator Volume Level Type Role Number					
M181 - AWP - 01 - 12 - DR - D - 0101					