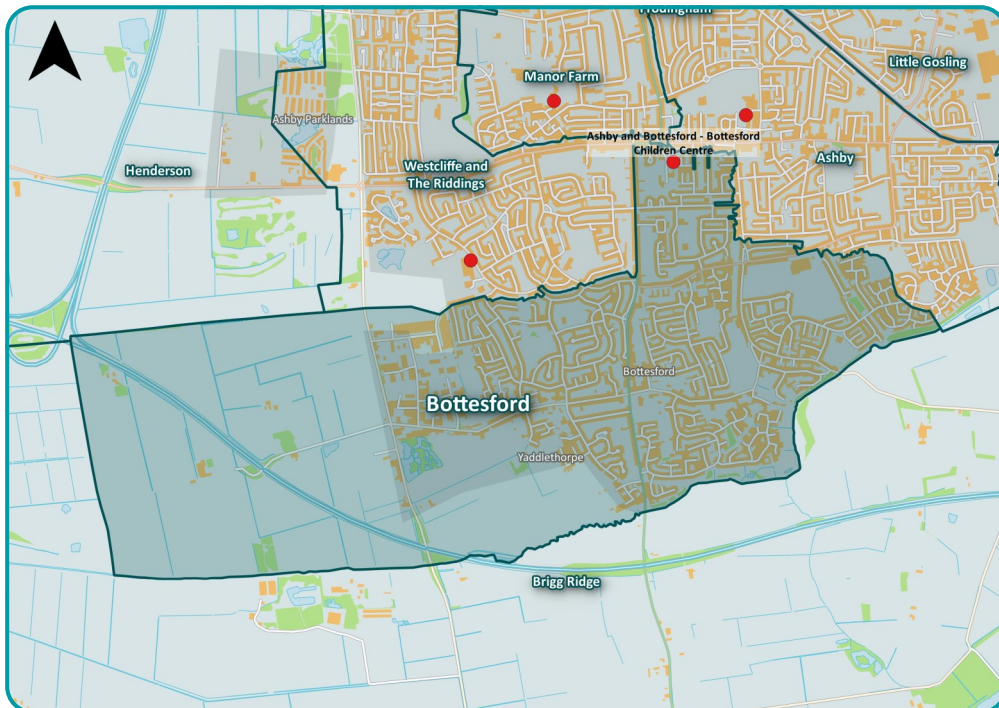




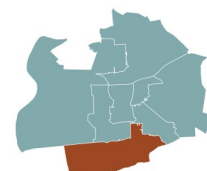
Bottesford Children's Centre Profile 2023

Part of the North Lincolnshire JSA

This profile provides a brief picture of public health outcomes for mothers and under 5s in the Bottesford Children's Centre catchment area for 2023. This information, combined with service reach and activity data, should help agencies understand what factors are driving health improvement in this local population and enable the allocation and prioritisation of resources effectively. The profile contains information on the child population residing in its catchment area, wider determinants of health and indicators of maternal and child health.



- Bottesford Children's Centre is located in Scunthorpe South locality with the catchment including parts of Ashby and Bottesford wards.
- An estimated 605 under 5s live in this catchment area which represents 7% of all under 5s in North Lincolnshire; nearly a third (29%) of women living in this catchment area are of child bearing age which is significantly below the local average.
- The adult population of the Bottesford catchment area enjoys relatively good health with both male and female life expectancy the highest in North Lincolnshire and significantly above both local and national averages.
- The catchment has below average levels of child poverty with no under 5s living in England's 30% most deprived neighbourhoods and amongst the lowest in North Lincolnshire of children living in households with low income, claiming Universal Credit, eligible for free school meals or claiming DLA.
- The general fertility rate is average with very low numbers of births to women under 20; the proportion of births to women of minority ethnic backgrounds is about half that for North Lincolnshire as a whole and Bottesford also has the lowest proportion of late bookings.
- It has the lowest proportion of premature births and low birth weight babies; the rate of smoking at delivery is under half that of North Lincolnshire as a whole and breastfeeding initiation rates and bookings from women with a BMI of over 30 are similar to the North Lincolnshire average.
- The rate of children achieving a good level of development at 2½ years is the second highest in North Lincolnshire with readiness for school at 5 years of age and GCSE attainment in English and Maths the highest of all Children's Centre catchments.
- Accident and Emergency attendances for under 5s living in the Bottesford catchment are significantly above the average for North Lincolnshire whilst admissions for injury and respiratory infections are similar to the local average.
- Just under a quarter of 5 year olds and just over a third of 11 year olds carry excess weight which is similar to both the North Lincolnshire and national averages.



ASHBY AND BOTTESFORD - BOTTESFORD CHILDREN'S CENTRE 2023

DEMOGRAPHICS AND LIFE EXPECTANCY

Population (2020)



2055 women of child bearing age



230 babies aged 0-1yrs



375 toddlers aged 2-4yrs



855 primary school children aged 5-10yrs



720 secondary school children aged 11-15yrs

Life Expectancy (2019-21)



81.8 years
3.1 years higher than North Lincolnshire



87.4 years
4.2 years higher than North Lincolnshire

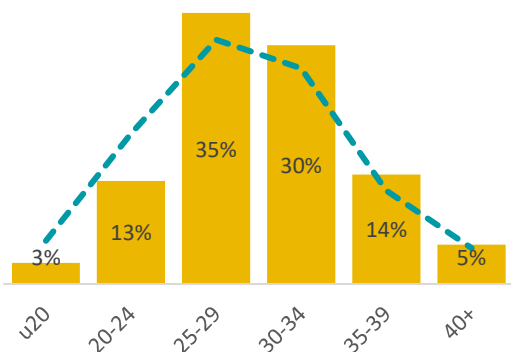
MATERNITY AND BIRTH

Maternity Bookings and Deliveries	Ashby and Bottesford - Bottesford Children's Centre			North Lincolnshire		
Indicator	2016/17	2021/22	Diff	2016/17	2021/22	Diff
Maternity Bookings	125	115	▼	1800	1585	▼
Body Mass Index >30 at Booking	27.8	27.7	▼	29.2	28.7	▼
Births	100	115	▲	1780	1600	▼
% Births to women with ethnicity not 'British'	10.5	11.3	▲	20.2	21.4	▲
% Smoking at Delivery	10.5	8.1	▼	19.9	17.0	▼
% Initiating Breast Feeding	63.2	66.1	▲	66.4	66.0	▼

* Numbers of 7 or less and associated crude rates or proportions have been suppressed

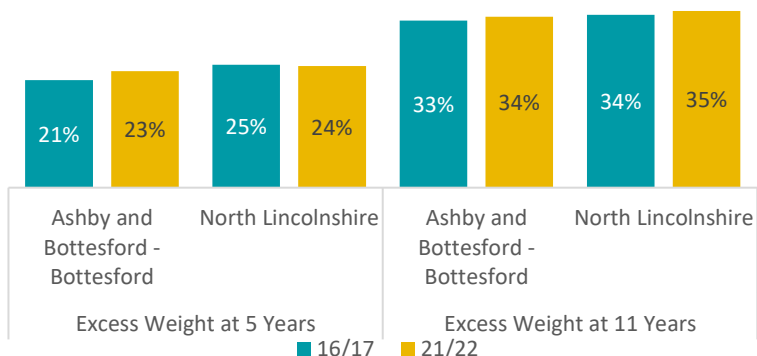
Mothers Age at Delivery

Ashby and Bottesford - Bottesford



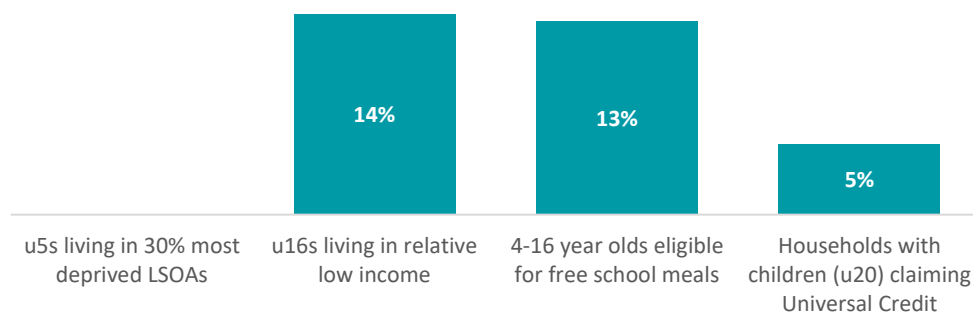
EXCESS WEIGHT

% Children with Excess Weight at 5 and 11 Years



DEPRIVATION

Deprived Population



Number of households with children on Universal Credit (Aug 2022)

310

Number of children living in relative low income (DWP, 2020/21)

295



Icons from Health Icons

CHILDREN'S CENTRE PROFILE 2023 - Ashby and Bottesford - Bottesford

Indicators	Period	Children's Centre			All Children's Centres (rate)			Scunthorpe South (rate)	North Lincs (rate)	England (rate)
		Number	Rate	Direction	Worst / Lowest	← Rank →	Best / Highest			
DEMOGRAPHICS										
Total resident population (%) (a)	2020	13845	8.0	▼	2.6		13.5	32.4	100.0	na
Resident population under 1 year (%) (a)	2020	105	6.6	▲	3.1		13.8	37.1	100.1	na
Resident population under 3 years (%) (a)	2020	360	7.2	▲	3.5		11.9	38.2	100.0	na
Resident population under 5 years (%) (a)	2020	605	6.9	▲	3.4		11.8	37.6	100.0	na
Resident women of child bearing age (15-44yrs) (%) (a)	2020	2055	29.1	▼	26.9		45.4	35.5	32.7	37.0
Mothers born outside the United Kingdom (%) (a)	2021	15	13.5	▲	*		65.8	12.4	18.6	29.6
WIDER DETERMINANTS OF HEALTH										
Proportion of population (u5yrs) living in 30% most deprived LSOAs (%) (b)	2020	0	0.0		89.7		0.0	56.6	38.6	36.1
Children (0-15) Living in Relative Low Income (%) (b)	2020/21	295	13.5	▲	38.4		10.2	24.7	22.1	18.5
Households with children claiming Universal credit (0-19yrs) (%) (b)	Aug 2022	310	4.8		17.3		4.1	10.9	8.6	na
Free School Meal eligibility (4-16yrs) (%) (b)	Dec 2022	240	13.0		35.8		12.7	27.7	22.6	21.2
Children (u16) in receipt of DLA (%) (b)	2020/21	70	3.2	▲	3.2		7.0	5.4	4.6	4.9
Readiness for school at 5 years of age (%) (c)	2021/22	90	76.3	▼	43.6		76.3	69.0	65.0	65.2
Children in Need (0-10yrs) (rate per 10000) (b)	Nov 2022	10	68.4	◀▶	225.2		*	153.8	108.7	na
GCSE attainment (4-9) in English and Maths (%) (c)	2021/22	110	78.1		56.6		78.1	64.1	68.1	69.0
PREGNANCY AND CHILDBIRTH										
Maternity bookings (Number) (a)	2021/22	115	115.0	▼	45.0		240.0	680.0	1585.0	na
Late maternity bookings >12 weeks 6 days (%) (b)	2019/20-2021/22	15	4.6	▼	4.6		22.4	7.8	10.6	na
Women booking with BMI over 30 (%) (b)	2019/20-2021/22	90	27.7	▼	36.3		20.4	30.8	28.7	na

CHILDREN'S CENTRE PROFILE 2023 - Ashby and Bottesford - Bottesford

Indicators	Period	Children's Centre			All Children's Centres (rate)			Scunthorpe South (rate)	North Lincs (rate)	England (rate)
		Number	Rate	Direction	Worst / Lowest	← Rank →	Best / Highest			
PREGNANCY AND CHILDBIRTH (continued)										
Live births (general fertility rate) (Fertility rate per 1000 wcb) (a)	2021	115	56.0	▲	43.9		66.3	60.0	56.0	55.3
Premature births (<37 weeks) (%) (a)	2019/20-2021/22	20	6.5		11.8		6.3	9.9	9.1	7.9
Births to women with ethnicity not British (%) (b)	2019/20-2021/22	35	11.3	▲	*		70.6	14.1	21.4	na
Smoking at delivery (%) (b)	2019/20-2021/22	25	8.1	▼	27.1		8.1	19.3	17.0	9.1
Live births to women under 20 (%) (a)	2019/20-2021/22	*	*		*		9.5	5.1	4.5	2.2
Low weight births <2500 grams (%) (a)	2019/20-2021/22	15	4.8		9.8		4.8	8.2	7.3	6.9
Breastfeeding Initiation (%) (c)	2019/20-2021/22	205	66.1	▲	54.8		73.9	59.4	66.0	67.4
HEALTH IMPROVEMENT INDICATORS										
A&E attendances (u5yrs) (rate per 1,000) (b)	2021/22	485	799.7	▲	1006.0		523.4	805.8	717.7	659.8
Admissions for accidental injury (0-14s) (rate per 10,000) (b)	2021/22	50	81.3	▼	140.1		71.1	105.6	92.1	75.7
Admissions for lower tract respiratory infections (u5s) (rate per 1,000) (b)	2019/20-2021/22	30	16.5	▲	25.0		*	19.2	14.6	na
Children scoring above threshold in all 5 domains in 2 1/2 year ASQ (%) (c)	2018/19	100	93.2		81.0		94.7	86.4	88.1	84.1
Children with excess weight at 5 years of age (%) (b)	2019/20-2021/22	85	23.3	▲	29.0		19.2	26.0	24.3	22.6
Children with excess weight at 11 years of age (%) (b)	2019/20-2021/22	140	34.1	▲	40.6		31.4	36.0	35.3	35.8
Male life expectancy at birth (years) (c)	2019-2021	na	81.8	▼	73.9		81.8	77.7	78.7	79.4
Female life expectancy at birth (years) (c)	2019-2021	na	87.4	▲	79.4		87.4	83.1	83.2	83.1

Statistical significance of rates relative to North Lincolnshire average (95% CI)

■ Better
 ■ Worse
 ■ Lower
 ■ Higher

The chart shows the appropriate rate for each children's centre with the profiled centre highlighted in black. Where shown, the horizontal line represents the North Lincolnshire average rate. The direction of travel is relative to the last set of published profiles - in this case 2016/17. * Numbers of 7 or less and associated crude rates or proportions have been suppressed. All numbers are rounded to nearest 5. Higher rate values can be categorised as (a) higher than average; (b) worse than average; (c) better than average.

Indicator	Details
DEMOGRAPHICS	
Total resident population	Period - 2020, % - Numerator: Area resident population (persons, all ages) - ONS, Denominator: North Lincolnshire resident population (persons, all ages) - ONS 2020
Resident population under 1 year	Period - 2020, % - Numerator: Area resident population (persons, 0yrs) - ONS, Denominator: NL resident population (persons, 0yrs) - ONS 2020
Resident population under 3 years	Period - 2020, % - Numerator: Area resident population (persons, 0-2yrs) - ONS, Denominator: NL resident population (persons, 0-2yrs) - ONS 2020
Resident population under 5 years	Period - 2020, % - Numerator: Area resident population (persons, 0-4yrs) - ONS, Denominator: NL resident population (persons, 0-4yrs) - ONS 2020
Resident women of child bearing age (15-44yrs)	Period - 2020, % - Numerator: Area resident population (females, 15-44yrs) - ONS, Denominator: Area resident female population (all ages) - ONS 2020
Mothers born outside the United Kingdom	Period - 2021, % - Numerator: Resident mothers registering a birth, born outside of the UK - NHSD, Denominator: All live births to area resident mothers - NHSD 2021; Note - YH and England rates from Nomis (2021)
WIDER DETERMINANTS OF HEALTH	
Proportion of population (u5yrs) living in 30% most deprived LSOAs	Period - 2020, % - Numerator: Area population living in 3 most deprived national deciles (IMD 2019) (persons, 0-4yrs) - ONS, Denominator: Population living in North Lincolnshire (persons, all ages) - ONS 2020; Note - No regional data
Children (0-15) Living in Relative Low Income	Period - 2020/21, % - Numerator: Children (0-15) Living in Relative Low Income (PHOF B01b) - DWP 2020/21, Denominator: Area resident population (persons, 0-15yrs) - ONS 2020
Households with children claiming Universal credit (0-19yrs)	Period - Aug 2022, % - Numerator: Number of households with children (0-19yrs) claiming Universal Credit - DWP Aug 2022, Denominator: Number of residential dwellings in area - LLPG Oct 2022
Free School Meal eligibility (4-16yrs)	Period - Dec 2022, % - Numerator: Number of children (4-16yrs) assessed as eligible for free school meals - NLC Dec 2022, Denominator: Area resident population (persons, 4-16yrs) - ONS 2020
Children (u16) in receipt of DLA	Period - 2020/21, % - Numerator: Children (u16) in receipt of DLA - NOMIS Feb 2020, Denominator: Area resident population (persons, 0-15yrs) - ONS 2020
Readiness for school at 5 years of age	Period - 2021/22, % - Numerator: Children achieving a good level of development at the end of reception (PHOF B02a) - DfE, Denominator: Resident Children attending local schools reaching age 5 by end of School Year - DfE 2021/22
Children in Need (0-10yrs)	Period - Nov 2022, rate per 10000 - Numerator: Children in Need aged 0-10 - NLC Nov 2022, Denominator: Area resident population (persons, 0-10yrs) - ONS 2020
GCSE attainment (4-9) in English and Maths	Period - 2021/22, % - Numerator: Pupils achieving 4+ in both English and Maths GCSE examinations - NLC, Denominator: Pupils entered for GCSE examinations in N Lincs schools - NLC 2021/22; Note - NL, national and regional values from published KS4 data 2021/22
PREGNANCY AND CHILDBIRTH	
Maternity bookings	Period - 2021/22, Number - Numerator: Number of area resident mothers making first maternity booking - NLAG 2021/22, Denominator: 0 - 0 0
Late maternity bookings >12 weeks 6 days	Period - 2019/20-2021/22, % - Numerator: Number of area resident mothers making first maternity booking later than 12 weeks 6 days - NLAG, Denominator: North Lincs resident mothers making first maternity booking - NLAG 2019/20-2021/22
Women booking with BMI over 30	Period - 2019/20-2021/22, % - Numerator: Number of area resident mothers with 30+ BMI at maternity booking - NLAG, Denominator: North Lincs resident mothers making first maternity booking - NLAG 2019/20-2021/22
Live births (general fertility rate)	Period - 2021, Fertility rate per 1000 wcbw - Numerator: Live births to area resident mothers - NOMIS/ONS 2021, Denominator: Area resident women of child bearing age population (female, 15-44yrs) - ONS 2020; Note - LA, YH and Eng: OHID Child and Maternal Health profiles - crude rate 2020 - data from NOMIS
Premature births (<37 weeks)	Period - 2019/20-2021/22, % - Numerator: Number of area resident mothers having a premature (<37 weeks) birth - NLAG, Denominator: All live births to area resident mothers - NLAG 2019/20-2021/22; Note - YH and England rates are 2018-20 OHID Child and Maternal Health - current (2018-20) value 9.8 on fingertips (fingertips indicator is all birth outcomes)

Indicator	Details
PREGNANCY AND CHILDBIRTH (continued)	
Births to women with ethnicity not British	Period - 2019/20-2021/22, % - Numerator: Births to resident women with ethnicity not 'British', where ethnicity is known - NLAG, Denominator: All live births to area resident mothers - NLAG 2019/20-2021/22
Smoking at delivery	Period - 2019/20-2021/22, % - Numerator: Number of area resident mothers who smoke at the time of delivery - NLAG, Denominator: All deliveries to area resident mothers - NLAG 2019/20-2021/22; Note - YH and England values 2021/22 OHID Child and Maternal Health
Live births to women under 20	Period - 2019/20-2021/22, % - Numerator: Live births to area resident mothers who are under 20 at time of delivery - NLAG, Denominator: All live births to area resident mothers - NLAG 2019/20-2021/22; Note - YH and England data from Nomis 2021
Low weight births <2500 grams	Period - 2019/20-2021/22, % - Numerator: Live births to area resident mothers where birth weight is <2500 grams - NLAG, Denominator: All live births to area resident mothers - NLAG 2019/20-2021/22; Note - Regional and national values from OHID Fingertips 2020
Breastfeeding Initiation	Period - 2019/20-2021/22, % - Numerator: Number of babies for whom breastfeeding is initiated - NLAG, Denominator: All live births to area resident mothers - NLAG 2019/20-2021/22; Note - YH and England from OHID Child and Maternal Health 2018/19
HEALTH IMPROVEMENT INDICATORS	
A&E attendances (u5yrs)	Period - 2021/22, rate per 1,000 - Numerator: Number of A&E attendances for area residents (0-4yrs) - HES 2021/22, Denominator: Area resident population (persons, 0-4yrs) - ONS 2020; Note - England and Regional data for 2019/20: OHID Child and Maternal Health. NL value 580.6
Admissions for accidental injury (0-14s)	Period - 2021/22, rate per 10,000 - Numerator: Number of emergency hospital admissions for accidental or intentional injury for area residents (0-14yrs) (PHOF C11a) - HES 2021/22, Denominator: Area resident population (persons, 0-14yrs) - ONS 2020; Note - England and Regional at 2020/21: OHID Child and Maternal Health. NL value 80.4
Admissions for lower tract respiratory infections (u5s)	Period - 2019/20-2021/22, rate per 1,000 - Numerator: Number of emergency hospital admissions for lower tract respiratory infections for area residents (0-4yrs) - HES 2019/20-2021/22, Denominator: Area resident population (persons, 0-4yrs) - ONS 2020 x3
Children scoring above threshold in all 5 domains in 2 1/2 year ASQ	Period - 2018/19, % - Numerator: Children turning 2 1/2, scoring above threshold in all 5 domains in ASQ 2 1/2 year check - RDaSH, Denominator: All children turning 2 1/2 in year - RDaSH 2018/19; Note - North Lincolnshire official figure 88.1% on fingertips for 2018/19.
Children with excess weight at 5 years of age	Period - 2019/20-2021/22, % - Numerator: Resident children with excess weight at 5 years of age (PHOF C09a) - PHE, Denominator: Resident 4-5 year olds participating in NCMP - PHE 2019/20-2021/22; Note - England from PHOF 2018/19 - 2021/22 NL rate 24.3, Data from the 2020/21 NCMP collection year has not been included in the 3-year combined indicator as nationally this was 25% of the normal year sample. As per Fingertips 3 year rate definition, 2018/19 has been used in the place of 2020/21 data.
Children with excess weight at 11 years of age	Period - 2019/20-2021/22, % - Numerator: Resident children with excess weight at 11 years of age (PHOF C09b) - PHE, Denominator: Resident 10-11 year olds participating in NCMP - PHE 2019/20-2021/22; Note - England figure from PHOF 2019/20 - 2021/22; NL value 35.3 Data from the 2020/21 NCMP collection year has not been included in the 3-year combined indicator as this was 25% of the normal year sample. As per Fingertips 3 year rate definition, 2018/19 has been used in the place of 2020/21 data.
HEALTH IMPROVEMENT INDICATORS (continued)	
Male life expectancy at birth	Period - 2019-2021, years - Numerator: Area aggregate number of resident male deaths (all ages) (A01b) - NHSD 2019-2021, Denominator: Area aggregate population (males, all ages) - ONS 2020 x3; Note - Y&H and England rates are 2018-2020 (PHOF)
Female life expectancy at birth	Period - 2019-2021, years - Numerator: Area aggregate number of resident female deaths (all ages) (A01b) - NHSD 2019-2021, Denominator: Area aggregate population (females, all ages) - ONS 2020 x3; Note - Y&H and England rates are 2018-2020 (PHOF)