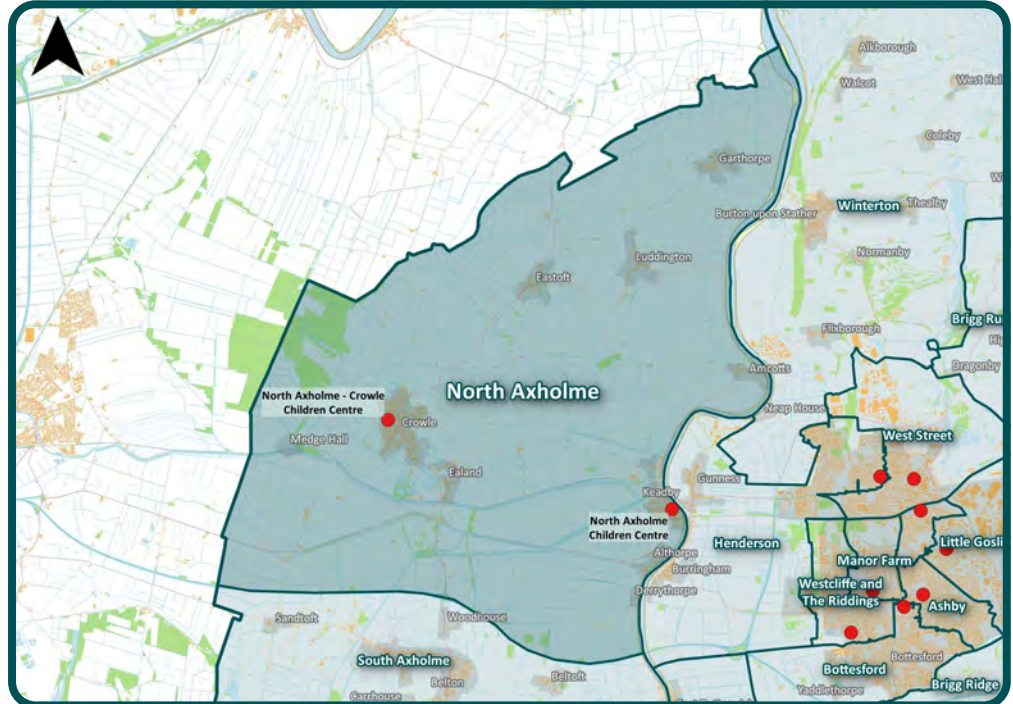


PUBLIC HEALTH OUTCOMES PROFILE 2016/17

NORTH AXHOLME CHILDREN'S CENTRE

















This profile provides a brief picture of public health outcomes for mothers and under 5s in the North Axholme Children's Centre catchment area for 2016/17. This data, combined with service reach and activity data, should help agencies understand what factors are driving health improvement in this local population and enable the allocation and prioritisation of resources effectively. Each profile contains information on the child population in each catchment area, wider determinants of health and indicators of maternal and child health










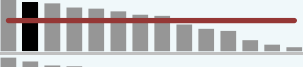





- North Axholme Children's Centre is located in Crowle in the Isle locality within the ward of Axholme North.
- 453 under 5s live in this catchment area which represents just under 5% of all under 5s in North Lincolnshire.
- The adult population of this area have health outcomes slightly better the average, with male life expectancy in particular significantly higher than the North Lincolnshire average.
- The proportion of children living in output areas that fall within England's 30% most deprived neighbourhoods is significantly below the local authority average at 22.1% and just over 13% of children live in a household in receipt of out of work benefits, which is significantly below that of North Lincolnshire as a whole.
- Births to women born outside of the UK, and BME deliveries are both low and significantly below the rates for North Lincolnshire.
- The proportion of women who 'book late' in pregnancy is slightly above the local average but not significantly.
- Smoking in pregnancy is below the North Lincolnshire average but slightly above the national average.
- The rate of births to women under 20 is slightly above the North Lincolnshire average .
- Breastfeeding at Initiation and 6-8 weeks are both slightly above the local average in this catchment area although not significantly.
- Readiness for school at 5 years of age was slightly below the local average but the same as the national average.



CHILDREN'S CENTRE PROFILE 2016/17 - North Axholme

Indicators	Period	Children's Centre			All Children's Centres (rate)			Isle (rate)	North Lincs (rate)	England (rate)
		Number	Rate	Direction	Worst / Lowest	← Rank →	Best / Highest			
DEMOGRAPHICS										
Total resident population	2016	8551	5.0	▲	2.6		13.5	13.5	100.0	na
Resident population under 1 year	2016	88	4.8	▼	3.1		11.8	11.0	100.0	na
Resident population under 3 years	2016	262	4.8	▲	2.9		12.2	10.8	100.0	na
Resident population under 5 years	2016	453	4.8	▲	2.9		12.4	10.9	100.0	na
Resident women of child bearing age (15-44yrs)	2016	1410	33.0	▼	28.2		43.7	30.2	33.6	na
Mothers born outside the United Kingdom	2016/17	*	*	▼	2.1		59.5	7.7	17.7	29.0
WIDER DETERMINANTS OF HEALTH										
Proportion of population (u5yrs) living in 30% most deprived LSOAs	2016	100	22.1	▼	91.5		0.0	9.7	37.1	30.0
Children in OOWB households u16	May 2016	196	13.1	▼	29.3		7.7	10.7	16.0	14.0
Children (u16) in receipt of DLA	Feb 2017	46	3.1	◀▶	2.6		4.8	3.1	3.3	3.6
Readiness for school at 5 years of age	2016/17	65	70.7	▼	60.7		81.0	70.6	72.1	70.7
Children in Need 0-10 years	End March 2018	18	175.6	na	352.5		52.3	101.8	220.5	na
PREGNANCY AND CHILDBIRTH										
Maternity bookings	2016/17	86	86.0	▲	67.0		233.0	167	1800	na
Late maternity bookings >12 weeks 6 days	2016/17	14	16.3	▼	7.1		18.9	15.6	12.3	15.3
Women booking with BMI over 30	2016/17	23	26.7	▼	22.7		43.3	29.6	29.2	na
Live births (general fertility rate)	2016/17	77	54.6	▼	45.9		81.2	51.3	61.4	62.5
Premature births (<37 weeks)	2016/17	6	8.5	▼	2.7		14.8	7.9	9.8	7.8

CHILDREN'S CENTRE PROFILE 2016/17 - North Axholme

Indicators	Period	Children's Centre			All Children's Centres (rate)			Isle (rate)	North Lincs (rate)	England (rate)
		Number	Rate	Direction	Worst / Lowest	← Rank →	Best / Highest			
PREGNANCY AND CHILDBIRTH (continued)										
Deliveries to BME women	2016/17	*	*	▼	*		65.9	3.6	20.3	na
Smoking at delivery	2016/17	8	11.3	▼	36.5		9.3	14.4	19.8	10.5
Live births to women under 20	2016/17	*	*	▲	1.0		7.0	2.8	3.4	3.2
Low weight births <2500 grams	2016/17	*	*	▼	5.2		14.4	11.0	8.7	7.0
Breastfeeding Initiation	2016/17	49	69.0	▲	53.5		82.4	75.5	66.3	74.5
Breastfeeding Continuation (6-8 weeks)	2016/17	21	27.3	na	9.8		31.6	27.1	23.4	44.4
HEALTH IMPROVEMENT INDICATORS										
Admissions for accidental injury (u5s)	2016/17	*	*	▼	186.7		76.4	86.9	116.9	126.3
Admissions for lower tract respiratory infections (u5s)	2016/17	9	198.7	▲	221.8		72.7	164.1	148.5	na
A&E attendances (u5yrs)	2016/17	236	5209.7	▼	7054.5		3522.9	4749.0	5315.4	na
Children scoring above threshold in all 5 domains in 2 1/2 year ASQ	-	Data in development								
Children with excess weight at 5 years of age	2016/17	20	22.2	▼	33.7		15.8	18.6	24.5	22.6
Children with excess weight at 11 years of age	2016/17	33	37.1	▲	45.0		23.4	31.9	34.5	34.2
Male life expectancy at birth	2015-2017	na	81.8	▲	75.4		82.7	81.7	79.0	79.5
Female life expectancy at birth	2015-2017	na	85.1	▲	79.2		85.4	84.6	82.6	83.1

Statistical significance of rates relative to North Lincolnshire average (95% CI)

Better
 Worse
 Lower
 Higher

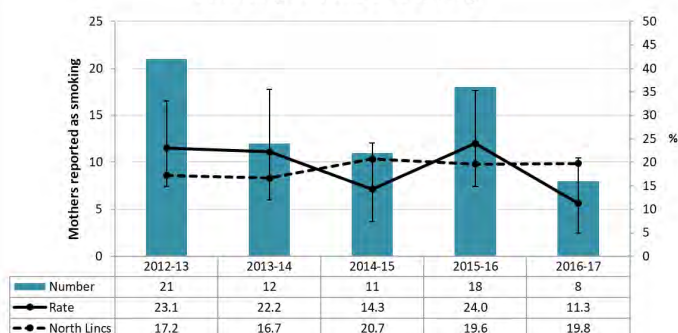
The chart shows the appropriate rate for each care network with the profiled network highlighted in black. Where shown, the horizontal line represents the North Lincolnshire average rate. * numbers of 5 or less and associated rates have been suppressed.

PUBLIC HEALTH OUTCOMES PROFILE 2016/17

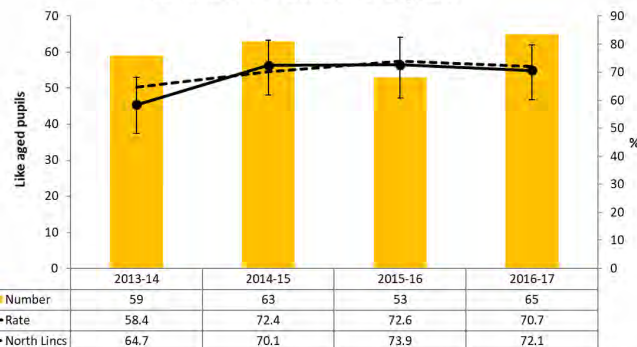
NORTH AXHOLME CHILDREN'S CENTRE

DATA TRENDS 2012-2013 to 2016-2017

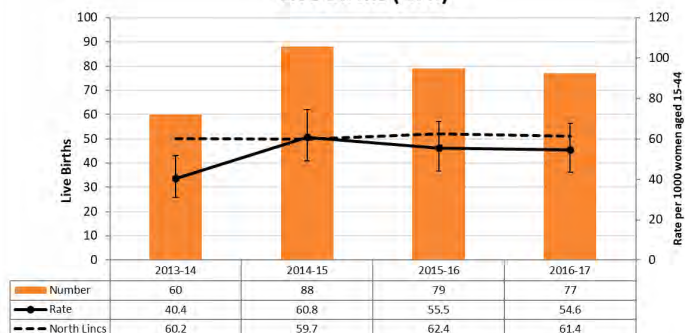
Smoking at time of delivery



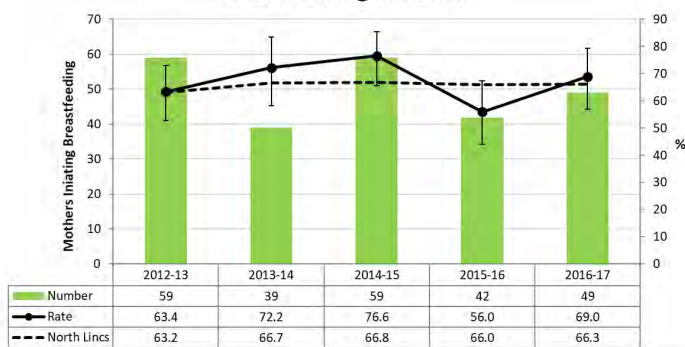
Readiness for School at 5 years



Live Births (GFR)



Breast Feeding Initiation



Recent Progress

- Smoking at delivery rates have fluctuated over the past 5 years both above and below the North Lincolnshire average, though not significantly. The rate is around 12 percentage points lower in 2016-17 than it was in 2012-13.
- The rate of live births has mainly stayed below average. The past two years have seen the rate remain around 55 births per 1000 women aged 15-44.
- Breastfeeding initiation rates in the area were higher than average in 4 out of the past 5 years, although not significantly.
- The percentage of children ready for school at age 5 has stayed close to the North Lincolnshire average in the past 3 years.



Indicator	Details
-----------	---------

DEMOGRAPHICS

Total resident population	Period - 2016, % - Numerator: Area resident population (persons, all ages) - ONS, Denominator: North Lincolnshire resident population (persons, all ages) - ONS 2016,
Resident population under 1 year	Period - 2016, % - Numerator: Area resident population (persons, 0yrs) - ONS, Denominator: Area resident population (persons, all ages) - ONS 2016,
Resident population under 3 years	Period - 2016, % - Numerator: Area resident population (persons, 0-2yrs) - ONS, Denominator: Area resident population (persons, all ages) - ONS 2016,
Resident population under 5 years	Period - 2016, % - Numerator: Area resident population (persons, 0-4yrs) - ONS, Denominator: Area resident population (persons, all ages) - ONS 2016,
Resident women of child bearing age (15-44yrs)	Period - 2016, % - Numerator: Area resident population (females, 15-44yrs) - ONS, Denominator: Area resident female population (all ages) - ONS 2016,
Mothers born outside the United Kingdom	Period - 2016/17, % - Numerator: Mothers resident registering a birth, born outside of the UK - ONS, Denominator: All live births to area resident mothers - ONS 2016/17, Regional and England data from calendar years

WIDER DETERMINANTS OF HEALTH

Proportion of population (u5yrs) living in 30% most deprived LSOAs	Period - 2016, % - Numerator: Area population living in 3 most deprived national deciles (IMD 2015) (persons, 0-4yrs) - ONS, Denominator: Population living in North Lincolnshire (persons, all ages) - ONS 2016,
Children in OOWB households u16	Period - May 2016, % - Numerator: Children in Out of work benefits (OOWB) households u16 - DWP, Denominator: Area resident population (persons, 0-15yrs) - ONS 2016, totals are rounded to nearest 5 in low area data. For this reason North Lincolnshire total taken from separately published figure.
Children (u16) in receipt of DLA	Period - Feb 2017, % - Numerator: Children (u16) in receipt of DLA - NOMIS May 17, Denominator: Area resident population (persons, 0-15yrs) - ONS 2016, DLA 2017 data used with 2016 population.
Readiness for school at 5 years of age	Period - 2016/17, % - Numerator: rate of children achieving A Good Level of Development at the end of reception as % all like aged pupils (PHOF1.02i) - DfE, Denominator: Resident Children attending local schools reaching age 5 by end of School Year - DfE 2016/17, North Lincs totals from published data
Children in Need 0-10 years	Period - End March 2018, rate per 10,000 - Numerator: Children in Need aged 0-10 - NLC End March 2018, Denominator: Area resident population (persons, 0-10yrs) - ONS 2016, LA Total Inclusive of cases with no lower geography, 31 cases (6.3%)

PREGNANCY AND CHILDBIRTH

Maternity bookings	Period - 2016/17, % - Numerator: Number of area resident mothers making first maternity booking - NLAG, Denominator: North Lincs resident mothers making first maternity booking - NLAG 2016/17,
Late maternity bookings >12 weeks 6 days	Period - 2016/17, % - Numerator: Number of area resident mothers making first maternity booking later than 12 weeks 6 days - NLAG, Denominator: North Lincs resident mothers making first maternity booking - NLAG 2016/17, Regional and National values for booking data are taken from MSDS and are experimental as not all areas submitted. Data from 16/17 publication
Women booking with BMI over 30	Period - 2016/17, % - Numerator: Number of area resident mothers with 30+ BMI at first maternity booking - NLAG, Denominator: North Lincs resident mothers making first maternity booking - NLAG 2016/17, National figure not yet reliable - reported in MSDS dataset
Live births (general fertility rate)	Period - 2016/17, Fertility rate per 1000 wcb - Numerator: Live births to area resident mothers - ONS, Denominator: Area resident women of child bearing age population (female, 15-44yrs) - ONS 2016/17, England figure from published calendar year data
Premature births (<37 weeks)	Period - 2016/17, % - Numerator: Number of area resident mothers having a premature (<37 weeks) live birth - NLAG, Denominator: All deliveries to area resident mothers - NLAG 2016/17, England and Wales figure - no England only figure available.
Deliveries to BME women	Period - 2016/17, % - Numerator: Deliveries to resident BME women (not White British) - NLAG, Denominator: All deliveries to area resident mothers - NLAG 2016/17,

Indicator	Details
-----------	---------

PREGNANCY AND CHILDBIRTH (continued)

Smoking at delivery	Period - 2016/17, % - Numerator: Number of area resident mothers who smoke at the time of delivery (PHOF 2.03) - NLAG, Denominator: All deliveries to area resident mothers - NLAG 2016/17, Resident totals, taken from data from NLAG - does not match published CCG data
Live births to women under 20	Period - 2016/17, % - Numerator: Live births to area resident mothers who are under 20 at time of delivery - ONS, Denominator: All live births to area resident mothers - ONS 2016/17, England and Regional data Calendar year
Low weight births <2500 grams	Period - 2016/17, % - Numerator: Live births to area resident mothers where birth weight is <2500 grams (ONS) - ONS, Denominator: All live births to area resident mothers - ONS 2016/17, England and Regional data Calendar year (Published data is inclusive of where weight not recorded. Internal Geographies processed in the same manner) Data does not exclude multiple births
Breastfeeding Initiation	Period - 2016/17, % - Numerator: Number of area resident mothers who initiate breastfeeding during first 48 hours after delivery (PHOF 2.02i) - NLAG, Denominator: All deliveries to area resident mothers - NLAG 2016/17, Internal totals from NLAG - these may show marginal difference to published data.
Breastfeeding Continuation (6-8 weeks)	Period - 2016/17, % - Numerator: Number of area resident babies who were totally or partially breastfed at 6-8 weeks (PHOF 2.02i) - RDaSH, Denominator: Total number of babies reaching 6-8 weeks in year - RDaSH 2016/17, North Lincs total taken from published data - ONS births cohorts used on aggregates lower than LA level due to data quality issues with cohort in low level data. The overall NL figure agrees to within 0.2%

HEALTH IMPROVEMENT INDICATORS

Admissions for accidental injury (u5s)	Period - 2016/17, rate per 10,000 - Numerator: Number of emergency hospital admissions for accidental or intentional injury for area residents (0-4yrs) (PHOF 2.07i) - HES 2016/17, Denominator: Area resident population (persons, 0-4yrs) - ONS 2016,
Admissions for lower tract respiratory infections (u5s)	Period - 2016/17, rate per 10,000 - Numerator: Number of emergency hospital admissions for lower tract respiratory infections for area residents (0-4yrs) - HES 2016/17, Denominator: Area resident population (persons, 0-4yrs) - ONS 2016,
A&E attendances (u5yrs)	Period - 2016/17, rate per 10,000 - Numerator: Number of A&E attendances for area residents (0-4yrs) - HES 2016/17, Denominator: Area resident population (persons, 0-4yrs) - ONS 2016,
Children scoring above threshold in all 5 domains in 2 1/2 year ASQ	Data not yet available - pending next update
Children with excess weight at 5 years of age	Period - 2016/17, % - Numerator: Resident children with excess weight at 5 years of age (PHOF 2.06i) - PHE, Denominator: Resident 4-5 year olds participating in NCMP - PHE 2016/17,
Children with excess weight at 11 years of age	Period - 2016/17, % - Numerator: Resident children with excess weight at 11 years of age (PHOF 2.06ii) - PHE, Denominator: Resident 10-11 year olds participating in NCMP - PHE 2016/17,
Male life expectancy at birth	Period - 2015-2017, years - Numerator: Area aggregate number of resident male deaths (all ages) (PHOF 0.1ii) - ONS 2016, Denominator: Area aggregate population (males, all ages) - ONS 2016 x3, No National 2015-17 published. 2014-16 used for comparison
Female life expectancy at birth	Period - 2015-2017, years - Numerator: Area aggregate number of resident female deaths (all ages) (PHOF 0.1ii) - ONS 2016, Denominator: Area aggregate population (females, all ages) - ONS 2016 x3, No National 2015-17 published. 2014-16 used for comparison